



catálogo geral
general catalogue
2021 • 2022



Constituída há mais de trinta anos, a DOMINÓ Indústrias Cerâmicas SA desenvolve a sua atividade produtiva em três unidades industriais localizadas na região de Coimbra - coração da cerâmica portuguesa.

Produzindo uma vasta gama de pavimentos e revestimentos cerâmicos em pasta branca, grés porcelânico esmaltado, grés corado em massa e placas retificadas, em várias espessuras e dimensões, a Empresa tem como vectores chave da organização a qualidade e a responsabilidade ambiental, encontrando-se certificada pelas ISO9001, ISO14001 e ISO45001.

A aposta nas mais avançadas tecnologias aplicadas ao sector e na formação contínua dos seus colaboradores, permite preparar continuamente o futuro, posicionando a Empresa numa forte performance de inovação e design. O serviço ao cliente é prestado por equipas tecnicamente preparadas e está dotado de pontos de logística e armazenagem em Portugal, Espanha e Itália.

Pretendemos ser um parceiro forte de negócios, direccionando a nossa oferta às reais necessidades dos mercados distribuidores de retalho e às expectativas do consumidor final, satisfazendo assim os nossos clientes sediados nos 5 Continentes e em mais de 60 Países, através duma sólida estrutura internacional.

O nosso propósito não é apenas "cobrir" superfícies, mas sobretudo criar ambientes reconfortantes, de fácil manutenção e esteticamente apelativos, procurando sempre desempenhar um papel de relevo nos projectos de arquitetura e de decoração.

Founded more than thirty years ago, DOMINÓ Indústrias Cerâmicas SA develops its production activity in three industrial units located in the region of Coimbra - the heart of Portuguese ceramics.

Producing a wide range of ceramic floor and wall tiles in white body, glazed porcelain stoneware, full colour body stoneware and rectified slabs, in various thicknesses and formats, the Company prides itself in its quality and environmental responsibility as key factors of the organization, being certified by ISO9001, ISO14001 and ISO45001.

We have invested in the most advanced technologies applied to the sector and the continuous training of its employees, allowing us to continually prepare for the future, positioning the Company in a strong performance of innovation and design. Customer service is provided by technically prepared teams and is equipped with logistics and storage points in Portugal, Spain and Italy.

Our aim is to be a strong business partner, offering every requirement to the retail and distribution markets and to therefore satisfying all our customers based in 5 Continents and in more than 60 countries, through a solid international structure.

Our purpose is not only to "cover" surfaces, but above all to create comforting, easy to maintain and aesthetically appealing ambiances, always seeking to play a prominent role in architectural and decoration projects.

pavimento / floor tiles

ADVANCED CERAMICS



kasbah

Informação Técnica / Technical Information

P PRESTIGE
Porcelanato Vidrado Pasta Corada
Glazed Porcelain Full Color Body

4 Resistência à Abrasão
Abrasion Resistance

V3 Destonificação
Shading Variations

R10 Resistência ao Escorregamento
Anti-Slip Resistance

Acabamento / Finish

Mate / Matte

Aplicação / Application

Interior, Exterior


Cores / Colors



Anthracite



Light Grey



Pearl



Cotto



Cream

Formatos / Sizes



88,6x88,6
34,9"x34,9"



60x60
23,6"x23,6"



60x60 PLUS
23,6"x23,6"



59x59
23,2"x23,2"

kasbah

Mate / Matte



kasbah

Mate / Matte



kasbah pearl 60x60
paint grey 33x33




kasbah cream 60x60

kasbah
Mate / Matte



kasbah antracite 60x60



kasbah cotto 60x60

kasbah

Mate / Matte

Cores / Colors



Anthracite



Light Grey



Pearl

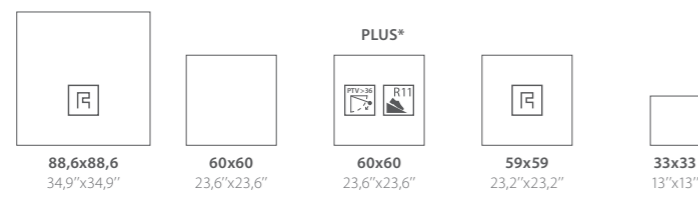


Cotto



Cream

Formatos / Sizes




	88,6x88,6 34,9"x34,9"	60x60 23,6"x23,6"	60x60 PLUS* 23,6"x23,6"	59x59 23,2"x23,2"	33x33 13"x13"
Anthracite	KA92 / C13	KA99 / C03	KA93 / C04	KA98 / C06	-
Light Grey	KA12 / C13	KA19 / C03	KA13 / C04	KA18 / C06	-
Pearl	KA02 / C13	KA09 / C03	KA03 / C04	KA08 / C06	-
Cotto	KA82 / C13	KA89 / C03	KA83 / C04	KA88 / C06	-
Cream	KA22 / C13	KA29 / C03	KA23 / C04	KA28 / C06	-
Paint Cream	-	-	-	-	PT20 / M13
Paint Grey	-	-	-	-	PT10 / M13
espessura (mm) thickness (mm)	10,8	10 / 9**	10 / 9**	10 / 9**	7,8
m ² / caixa sqm / box	1,57	1,08	1,08	1,04	1,40
m ² / pal sqm / pal	31,40	34,56	34,56	33,28	64,40
kg / pal kg / pal	822	760 / 682**	760 / 682**	750 / 657**	1080

* Textura Antideslizante / Non Slip Finish
** Produções a partir de 2021 / Productions from 2021

Outros / Others

Rodapé / Skirting	Rodapé / Skirting	Rodapé / Skirting	Degrau / Step
8x88,6 3,1"x34,9"	8x60 3,1"x23,6"	8x59 3,1"x23,2"	30x60 11,8"x23,6"
RKA92 / E30	RKA99 / E16	RKA98 / E16	DKA96 / E29
RKA12 / E30	RKA19 / E16	RKA18 / E16	DKA16 / E29
RKA02 / E30	RKA09 / E16	RKA08 / E16	DKA06 / E29
RKA82 / E30	RKA89 / E16	RKA88 / E16	DKA86 / E29
RKA22 / E30	RKA29 / E16	RKA28 / E16	DKA26 / E29
-	-	-	-
-	-	-	-

Decors




Mosaico Kasbah Anthracite EKA96
30x30 . 11,8"x11,8" / E29



Paint Cream PT20
33x33 . 13"x13" / M13



Mosaico Paint Cream EPT20
33x33 . 13"x13" / P29



Mosaico Kasbah Light Grey EKA16
30x30 . 11,8"x11,8" / E29




Paint Grey PT10
33x33 . 13"x13" / M13



Mosaico Paint Grey EPT10
33x33 . 13"x13" / P29




Mosaico Kasbah Pearl EKA06
30x30 . 11,8"x11,8" / E29



Mosaico Kasbah Cotto EKA86
30x30 . 11,8"x11,8" / E29



Mosaico Kasbah Cream EKA26
30x30 . 11,8"x11,8" / E29



lausanne

Informação Técnica / Technical Information

P PRESTIGE
Porcelanato Vidrado Pasta Corada
Glazed Porcelain Full Color Body

4 Resistência à Abrasão
Abrasion Resistance

V3 Destonificação
Shading Variations

Acabamento / Finish

Mate / Matte

Aplicação / Application

Interior, Exterior

Cores / Colors



Beige



Brown



Grey

Formatos / Sizes



59x118,2
23,2"x46,5"



60x60
23,6"x23,6"



59x59
23,2"x23,2"



30x60
11,8"x23,6"

lausanne

Mate / Matte



lausanne beige 59x118,2
lausanne beige 59x59
mosaico lausanne beige 30x30

lausanne

Mate / Matte

Cores / Colors



Beige




Brown



Grey


Decors



Mosaico Lausanne Beige ELS26
30x30 . 11,8"x11,8" / E29

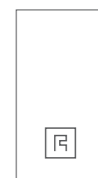


Mosaico Lausanne Brown ELS46
30x30 . 11,8"x11,8" / E29



Mosaico Lausanne Grey ELS16
30x30 . 11,8"x11,8" / E29

Formatos / Sizes



59x118,2
23,2"x46,5"



60x60
23,6"x23,6"



59x59
23,2"x23,2"

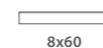


30x60
11,8"x23,6"

	59x118,2 23,2"x46,5"	60x60 23,6"x23,6"	59x59 23,2"x23,2"	30x60 11,8"x23,6"
Beige	LS22 / C13	LS29 / C03	LS28 / C06	LS26 / C01
Brown	LS42 / C13	LS49 / C03	LS48 / C06	LS46 / C01
Grey	LS12 / C13	LS19 / C03	LS18 / C06	LS16 / C01
espessura (mm) thickness (mm)	11	10 / 9*	10 / 9*	9,3 / 8,5*
m ² / caixa sqm / box	1,39	1,08	1,04	1,26 / 1,44*
m ² / pal sqm / pal	38,92	34,56	33,28	50,40 / 57,60*
kg / pal kg / pal	1040	760 / 682*	750 / 657*	1020 / 1077*

Outros / Others

Rodapé / Skirting



8x60
3,1"x23,6"

Rodapé / Skirting




8x59
3,1"x23,2"

Degrau / Step



30x60
11,8"x23,6"

8x60 3,1"x23,6"	8x59 3,1"x23,2"	30x60 11,8"x23,6"
RLS29 / E16	RLS28 / E16	DLS26 / E29
RLS49 / E16	RLS48 / E16	DLS46 / E29
RLS19 / E16	RLS18 / E16	DLS16 / E29



lausanne beige 59x118,2
lausanne beige 59x59 mosaico
lausanne beige 30x30



on-road fog 44,2x88,6
on-road fog 88,6x88,6

on-road

Informação Técnica / Technical Information

P PRESTIGE
Porcelanato Vidrado Pasta Corada
Glazed Porcelain Full Color Body

4 Resistência à Abrasão
Abrasion Resistance

V1 Destonificação
Shading Variations

Acabamento / Finish

Mate / Matte

Aplicação / Application

Interior, Exterior

Cores / Colors



Fog



Grey



Beige

Formatos / Sizes



88,6x88,6
34,9"x34,9"



44,2x88,6
17,4"x34,9"



60x60
23,6"x23,6"



60x60 PLUS
23,6"x23,6"



30x60
11,8"x23,6"

on-road

Mate / Matte

Cores / Colors



Fog



Grey



Beige



Build Grey



Build Beige

Decors



Mosaico On-Road Fog EOR16
30x30 - 11,8"x11,8" / E29

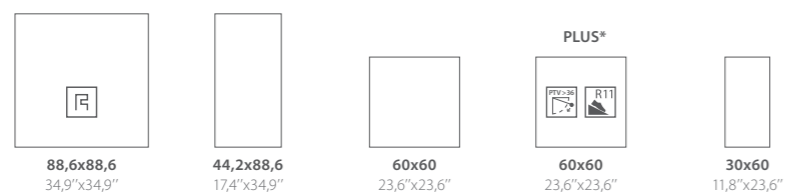


Mosaico On-Road Grey EOR46
30x30 - 11,8"x11,8" / E29

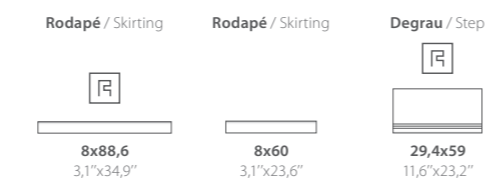


Mosaico On-Road Beige EOR26
30x30 - 11,8"x11,8" / E29

Formatos / Sizes




Outros / Others



	88,6x88,6 34,9"x34,9"	44,2x88,6 17,4"x34,9"	60x60 23,6"x23,6"	60x60 PLUS* 23,6"x23,6"	30x60 11,8"x23,6"	8x88,6 3,1"x34,9"	8x60 3,1"x23,6"	29,4x59 11,6"x23,2"
Fog	OR12 / C13	OR11 / C09	OR19 / C03	OR13 / C04	OR16 / C01	ROR12 / E30	ROR19 / E16	DOR18 / E29
Grey	OR42 / C13	OR41 / C09	OR49 / C03	OR43 / C04	OR46 / C01	ROR42 / E30	ROR49 / E16	DOR48 / E29
Beige	OR22 / C13	OR21 / C09	OR29 / C03	OR23 / C04	OR26 / C01	ROR22 / E30	ROR29 / E16	DOR28 / E29
Build Grey	OR45 / C13	-	-	-	-	-	-	-
Build Beige	OR25 / C13	-	-	-	-	-	-	-
espessura (mm) thickness (mm)	10,8	10,8	10 / 9**	10 / 9**	9,3 / 8,5**			
m ² / caixa sqm / box	1,57	1,17	1,08	1,08	1,26 / 1,44**			
m ² / pal sqm / pal	31,40	31,59	34,56	34,56	50,40 / 57,60**			
kg / pal kg / pal	822	799	760 / 682**	760 / 682**	1020 / 1077**			

* Textura Antideslizante / Non Slip Finish
** Produções a partir de 2021 / Productions from 2021



on-road fog 88,6x88,6



newstreet

Informação Técnica / Technical Information

P PRESTIGE
Porcelanato Vidrado Pasta Corada
Glazed Porcelain Full Color Body

4 Resistência à Abrasão
Abrasion Resistance

V2 Destonificação
Shading Variations

Acabamento / Finish

Mate / Matte

Aplicação / Application

Interior, Exterior

Cores / Colors



Night




Smoke



Grey




Fog



Pearl

Formatos / Sizes




88,6x88,6
34,9"x34,9"



60x60
23,6"x23,6"



60x60 PLUS
23,6"x23,6"



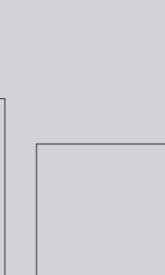
59x59
23,2"x23,2"




30x60
11,8"x23,6"



29,4x59
11,6"x23,2"



45x45
18"x18"




9,7x9,7
3,9"x3,9"

newstreet

Mate / Matte



newstreet night 60x60



newstreet

Mate / Matte




newstreet

Mate / Matte



newstreet grey 60x60



newstreet fog 60x60
decor twenties 60x60

newstreet

Mate / Matte

Cores / Colors



Night



Smoke



Grey



Fog



Pearl



Formatos / Sizes

			PLUS* 					
	88,6x88,6 34,9"x34,9"	60x60 23,6"x23,6"	60x60 23,6"x23,6"	59x59 23,2"x23,2"	30x60 11,8"x23,6"	29,4x59 11,6"x23,2"	45x45 18"x18"	9,7x9,7 3,9"x3,9"
Night	NW92 / C13	NW99 / C03	NW93 / C04	NW98 / C06	NW96 / C01	NW97 / C06	NW95 / C01	Taco TNW98 / C17
Smoke	-	NW59 / C03	-	NW58 / C06	NW56 / C01	NW57 / C06	NW55 / C01	Taco TNW58 / C17
Grey	NW42 / C13	NW49 / C03	NW43 / C04	NW48 / C06	NW46 / C01	NW47 / C06	NW45 / C01	Taco TNW48 / C17
Fog	NW12 / C13	NW19 / C03	NW13 / C04	NW18 / C06	NW16 / C01	NW17 / C06	NW15 / C01	Taco TNW18 / C17
Pearl	-	NW09 / C03	-	NW08 / C06	NW06 / C01	NW07 / C06	NW05 / C01	Taco TNW08 / C17
espessura (mm) thickness (mm)	10,8	10 / 9**	10 / 9**	10 / 9**	9,3 / 8,5**	10 / 9**	9 / 8**	9 / 8**
m ² / caixa sqm / box	1,57	1,08	1,08	1,04	1,26 / 1,44**	1,21 / 1,39**	1,00 / 1,62**	0,56 / 0,62**
m ² / pal sqm / pal	31,40	34,56	34,56	33,28	50,40 / 57,60**	38,72 / 44,48**	68,00 / 77,76**	62,72 / 69,44**
kg / pal kg / pal	822	760 / 682**	760 / 682**	750 / 657**	1020 / 1077**	960 / 986**	1340 / 1330**	1290 / 1261**

* Textura Antideslizante / Non Slip Finish
** Produções a partir de 2021 / Productions from 2021

Decors




Decor Twenties NW10
60x60 - 23,6"x23,6" / C04

€/m²



Mureto Newstreet 1 FMNW01
32,6x59 - 12,8"x23,2" / E56



Mureto Newstreet 2 FMNW02
32,6x59 - 12,8"x23,2" / E56

Outros / Others

	8x88,6 3,1"x34,9"	8x60 3,1"x23,6"	8x59 3,1"x23,2"	7,5x45 3"x18"	29,4x59 11,6"x23,2"	29,4x59 11,6"x23,2"
Night	RNW92 / E30	RNW99 / E16	RNW98 / E16	RNW95 / E08	DNW97 / E68	DNW98 / E29
Smoke	-	RNW59 / E16	RNW58 / E16	RNW55 / E08	DNW57 / E68	DNW58 / E29
Grey	RNW42 / E30	RNW49 / E16	RNW48 / E16	RNW45 / E08	DNW47 / E68	DNW48 / E29
Fog	RNW12 / E30	RNW19 / E16	RNW18 / E16	RNW15 / E08	DNW17 / E68	DNW18 / E29
Pearl	-	RNW09 / E16	RNW08 / E16	RNW05 / E08	DNW07 / E68	DNW08 / E29



docks

Informação Técnica / Technical Information

P PRESTIGE
Porcelanato Vidrado Pasta Corada
Glazed Porcelain Full Color Body

4 Resistência à Abrasão
Abrasion Resistance

V3 Destonificação
Shading Variations

R10 Resistência ao Escorregamento
Anti-Slip Resistance

PTV > 36
Baixo Risco de Escorregamento
Low Slip Potential

Acabamento / Finish

Mate / Matte


Aplicação / Application

Interior, Exterior

Cores / Colors




Cloud



Land



Graphite



Sand

Formatos / Sizes



60x60
23,6" x 23,6"



59x59
23,2" x 23,2"



30x60
11,8" x 23,6"



29,4x59
11,6" x 23,2"


docks
Mate / Matte



docks
Mate / Matte



mosaico docks cloud 30x30




docks sand 29,4x59


docks

Mate / Matte


Cores / Colors



Cloud



Land







Graphite






Sand

Formatos / Sizes

				
	60x60 23,6"x23,6"	59x59 23,2"x23,2"	30x60 11,8"x23,6"	29,4x59 11,6"x23,2"
Cloud	CK19 / C03	CK18 / C06	CK16 / C01	CK17 / C06
Land	CK49 / C03	CK48 / C06	CK46 / C01	CK47 / C06
Graphite	CK59 / C03	CK58 / C06	CK56 / C01	CK57 / C06
Sand	CK29 / C03	CK28 / C06	CK26 / C01	CK27 / C06
espessura (mm) thickness (mm)	10 / 9*	10 / 9*	9,3 / 8,5*	10 / 9*
m ² / caixa sqm / box	1,08	1,04	1,26 / 1,44*	1,21 / 1,39*
m ² / pal sqm / pal	34,56	33,28	50,40 / 57,60*	38,72 / 44,48*
kg / pal kg / pal	760 / 682*	750 / 657*	1020 / 1077*	960 / 986*

Outros / Others

Rodapé / Skirting	Rodapé / Skirting	Degrau / Step
		
8x60 3,1"x23,6"	8x59 3,1"x23,2"	29,4x59 11,6"x23,2"
RCK19 / E16	RCK18 / E16	DCK17 / E29
RCK49 / E16	RCK48 / E16	DCK47 / E29
RCK59 / E16	RCK58 / E16	DCK57 / E29
RCK29 / E16	RCK28 / E16	DCK27 / E29

Decors




Decor Waterloo CK45
60x60 - 23,6"x23,6" / C05

€/m²


Decor Waterloo CK44
59x59 - 23,2"x23,2" / C09




Mureto Docks Cloud FMCK16
32,6x60 - 12,8"x23,2" / E51



Mosaico Docks Cloud ECK16
30x30 - 11,8"x11,8" / E28




Mureto Docks Land FMCK46
32,6x60 - 12,8"x23,2" / E51



Mosaico Docks Land ECK46
30x30 - 11,8"x11,8" / E28




Mureto Docks Graphite FMCK56
32,6x60 - 12,8"x23,2" / E51



Mosaico Docks Graphite ECK56
30x30 - 11,8"x11,8" / E28



Mureto Docks Sand FMCK26
32,6x60 - 12,8"x23,2" / E51



Mosaico Docks Sand ECK26
30x30 - 11,8"x11,8" / E28



everstone grey 30x60
everstone grey 60x60



everstone grey 60x60

everstone

Informação Técnica / Technical Information

P PRESTÍGIO
Porcelanato Vidrado Pasta Corada
Glazed Porcelain Full Color Body

4 Resistência à Abrasão
Abrasion Resistance

V2 Destonificação
Shading Variations

R9 Resistência ao Escorregamento
Anti-Slip Resistance

Acabamento / Finish

Mate / Matte

Aplicação / Application

Interior, Exterior

Cores / Colors



Grey



Anthracite



Cream



Army

Formatos / Sizes



60x60
23,6" x 23,6"



59x59
23,2" x 23,2"



30x60
11,8" x 23,6"



29,4x59
11,6" x 23,2"



29,4x29,4
11,6" x 11,6"



14,6x14,6
5,7" x 5,7"



everstone

Mate / Matte



everstone grey 14,6x14,6
everstone grey 29,4x59




everstone grey 14,6x14,6


everstone

Mate / Matte

Cores / Colors



Grey



Anthracite



Cream



Army


Formatos / Sizes

	60x60 23,6"x23,6"	59x59 23,2"x23,2"	30x60 11,8"x23,6"	29,4x59 11,6"x23,2"	29,4x29,4 11,6"x11,6"	14,6x14,6 5,7"x5,7"
Grey	VR19 / C03	VR18 / C06	VR16 / C01	VR17 / C06	VR12 / C08	VR11 / C10
Anthracite	VR99 / C03	VR98 / C06	VR96 / C01	VR97 / C06	VR92 / C08	VR91 / C10
Cream	VR29 / C03	VR28 / C06	VR26 / C01	VR27 / C06	VR22 / C08	VR21 / C10
Army	VR69 / C03	VR68 / C06	VR66 / C01	VR67 / C06	VR62 / C08	VR61 / C10
espessura (mm) thickness (mm)	10 / 9*	10 / 9*	9,3 / 8,5*	10 / 9*	10 / 9*	10 / 9*
m ² / caixa sqm / box	1,08	1,04	1,26 / 1,44*	1,21 / 1,39*	1,12 / 1,21*	0,64 / 0,68*
m ² / pal sqm / pal	34,56	33,28	50,40 / 57,60*	38,72 / 44,48*	42,56 / 45,98*	32,64 / 34,68*
kg / pal kg / pal	760 / 682*	750 / 657*	1020 / 1077*	960 / 986*	960 / 896*	735 / 687*


Outros / Others

Rodapé / Skirting	Rodapé / Skirting	Degrau / Step
8x60 3,1"x23,6"	8x59 3,1"x23,2"	29,4x59 11,6"x23,2"
RVR19 / E16	RVR18 / E16	DVR17 / E29
RVR99 / E16	RVR98 / E16	DVR97 / E29
RVR29 / E16	RVR28 / E16	DVR27 / E29
RVR69 / E16	RVR68 / E16	DVR67 / E29

Decors




Mureto Everstone Grey FMVR16
32,6x60 . 12,8"x23,6" / E55



Mosaico Everstone Grey EVR15
30x30 . 11,8"x11,8" / E28



Mureto Everstone Anthracite FMVR96
32,6x60 . 12,8"x23,6" / E55




Mosaico Everstone Anthracite EVR95
30x30 . 11,8"x11,8" / E28




Mureto Everstone Cream FMVR26
32,6x60 . 12,8"x23,6" / E55




Mosaico Everstone Cream EVR25
30x30 . 11,8"x11,8" / E28



Mureto Everstone Army FMVR66
32,6x60 . 12,8"x23,6" / E55



Mosaico Everstone Army EVR65
30x30 . 11,8"x11,8" / E28



urban

Informação Técnica / Technical Information

HARDLINE
Grés Porcelanato Vidrado
Glazed Porcelain Tiles

4 Resistência à Abrasão
Abrasion Resistance

V2 Destonificação
Shading Variations


Acabamento / Finish

Mate / Matte

Aplicação / Application

Interior, Exterior

Cores / Colors




Black



Anthracite



Light Grey



Beige

Formatos / Sizes



60x60
23,6" x 23,6"



30x60
11,8" x 23,6"



45x45
18" x 18"

urban
Mate / Matte




urban anthracite 60x60
mosaico urban anthracite

urban
Mate / Matte



urban anthracite 60x60
mosaico urban anthracite 30x30



decor époque 60x60

urban

Mate / Matte

Coors / Colors



Black



Anthracite



Light Grey



Beige

Formatos / Sizes



60x60
23,6"x23,6"



30x60
11,8"x23,6"



45x45
18"x18"

	60x60 23,6"x23,6"	30x60 11,8"x23,6"	45x45 18"x18"
Black	UB90 / M18	UB95 / M14	UB94 / M14
Anthracite	UB13 / M18	UB15 / M14	UB16 / M14
Light Grey	UB10 / M18	UB11 / M14	UB14 / M14
Beige	UB20 / M18	UB25 / M14	UB24 / M14
espessura (mm) thickness (mm)	10 / 9*	9,3 / 8,5*	9 / 8*
m ² / caixa sqm / box	1,08	1,26 / 1,44*	1,00 / 1,62*
m ² / pal sqm / pal	34,56	50,40 / 57,60*	68,00 / 77,76*
kg / pal kg / pal	760 / 682*	1020 / 1077*	1340 / 1330*

Outros / Others


Rodapé / Skirting



8x60
3,1"x23,6"


Rodapé / Skirting	Rodapé / Skirting
RUB90 / P13	RUB94 / P06
RUB13 / P13	RUB16 / P06
RUB10 / P13	RUB14 / P06
RUB20 / P13	RUB24 / P06

Decors




Decor Époque UB91
60x60 - 23,6"x23,6" / M19


€/m²




Mosaico Urban Black EUB94
30x30 - 11,8"x11,8" / P25



Mosaico Urban Anthracite EUB16
30x30 - 11,8"x11,8" / P25



Mosaico Urban Light Grey EUB14
30x30 - 11,8"x11,8" / P25



Mosaico Urban Beige EUB24
30x30 - 11,8"x11,8" / P25



lodge

Informação Técnica / Technical Information

P PRESTIGE
Porcelanato Vidrado Pasta Corada
Glazed Porcelain Full Color Body

R Rectificado
Rectified

V3 Destonificação
Shading Variations

PTV > 36 Baixo Risco de Escorregamento
Low Slip Potential


Acabamento / Finish

Mate / Matte


Aplicação / Application

Interior, Exterior


Cores / Colors



Beige



Brown



Dark Brown

Formatos / Sizes



19x118,2
7,5"x46,5"




19x118,2 PLUS
7,5"x46,5"



lodge
Mate / Mat



lodge beige 19x118,2



lodge beige 19x118,2

lodge

Mate / Matte

Coors / Colors



Beige



Brown



Dark Brown

Decors



Decor Lodge Beige ELG22
29,4x59 . 11,6"x23,2" / E62



Decor Lodge Brown ELG42
29,4x59 . 11,6"x23,2" / E62



Decor Lodge Dark Brown ELG92
29,4x59 . 11,6"x23,2" / E62

Formatos / Sizes



19x118,2
7,5"x46,5"



19x118,2
7,5"x46,5"




Rodapé / Skirting

8x59
3,1"x23,2"

Beige	LG22 / C10	LG29 / C11	RLG22 / E17
Brown	LG42 / C10	LG49 / C11	RLG42 / E17
Dark Brown	LG92 / C10	LG99 / C11	RLG92 / E17
espessura (mm) thickness (mm)	11	11	
m ² / caixa sqm / box	0,90	0,90	
m ² / pal sqm / pal	43,20	43,20	
kg / pal kg / pal	1155	1155	

* Textura Antideslizante / Non Slip Finish

A Dominó recomenda a consulta dos esquemas e sugestões de aplicação, presentes na página 310 / Dominó recommends consulting the diagrams and application suggestions, provided on page 310



lodge dark brown 19x118,2



nordic grey 20x90
one white 34x91,5
one wave grey 34x91,5

nordic

Informação Técnica / Technical Information

HARDLINE
Grés Porcelanato Vidrado
Glazed Porcelain Tiles

Rectificado
Rectified

V2
Destonificação
Shading Variations

4
Resistência à Abrasão
Abrasion Resistance

Acabamento / Finish

Mate / Matte


Aplicação / Application

Interior, Exterior


Cores / Colors




Grey



Beige



Caramel



Brown

Formatos / Sizes



20x90
7,9"x35,4"



20x90 PLUS
7,9"x35,4"



nordic

Mate / Matte



nordic

Mate / Matte

Cores / Colors



Grey

Beige

Caramel

Brown

Formatos / Sizes



20x90
7,9"x35,4"



20x90
7,9"x35,4"



Grey	NR16 / M19	NR13 / M20
Beige	NR26 / M19	NR23 / M20
Caramel	NR76 / M19	NR73 / M20
Brown	NR46 / M19	NR43 / M20
espessura (mm) thickness (mm)	9,5	9,5
m ² / caixa sqm / box	1,08	1,08
m ² / pal sqm / pal	58,32	58,32
kg / pal kg / pal	1213	1213

Outros / Others

Rodapé / Skirting

7,5x44
3"x17,3"

RNR16 / P11
RNR26 / P11
RNR76 / P11
RNR46 / P11



nordic brown 20x90

* Textura Antideslizante / Non Slip Finish

A Dominó recomenda a consulta dos esquemas e sugestões de aplicação, presentes na página 310 / Dominó recommends consulting the diagrams and application suggestions, provided on page 310



feel good tea 14,5x88,2



feel good

Informação Técnica / Technical Information

HARDLINE
Grés Porcelanato Vidrado
Glazed Porcelain Tiles

4
Resistência à Abrasão
Abrasion Resistance

V2
Destonificação
Shading Variations

R10
Resistência ao Escorregamento
Anti-Slip Resistance

PTV > 36
Baixo Risco de Escorregamento
Low Slip Potential


Acabamento / Finish

Mate / Matte

Aplicação / Application

Interior, Exterior

Cores / Colors



Caviar




Milk



Tea



Nut



Caramel

Formatos / Sizes



25x90
9,8"x35,4"



14,5x88,2
5,7"x34,7"



feel good

Mate / Matte



feel good nut 14,5x88,2



feel good caramel 14,5x88,2

feel good

Mate / Matte



feel good nut 25x90



feel good milk 14,5x88,2

feel good

Mate / Matte

Cores / Colors



Caviar Milk Tea Nut Caramel

Formatos / Sizes



25x90
9,8"x35,4"



14,5x88,2
5,7"x34,7"


Caviar	OD15 / M19	OD12 / M21
Milk	OD05 / M19	OD02 / M21
Tea	OD25 / M19	OD22 / M21
Nut	OD45 / M19	OD42 / M21
Caramel	OD75 / M19	OD72 / M21
espessura (mm) thickness (mm)	10	10,5
m² / caixa sqm / box	1,13	1,02
m² / pal sqm / pal	45,20	53,04
kg / pal kg / pal	1020	1240

Outros / Others

Rodapé / Skirting

7,5x44
3"x17,3"

ROD19 / P10
ROD09 / P10
ROD29 / P10
ROD49 / P10
ROD79 / P10



feel good caramel 25x90



old village

Informação Técnica / Technical Information

HARDLINE
Grês Porcelanato Vidrado
Glazed Porcelain Tiles

4
Resistência à Abrasão
Abrasion Resistance

V4
Destonificação
Shading Variations

R10
Resistência ao Escorregamento
Anti-Slip Resistance

Acabamento / Finish

Mate / Matte

Aplicação / Application

Interior, Exterior

Cores / Colors



Sand



Honey



Ash

Formatos / Sizes



25x90
9,8"x35,4"

old village

Mate / Matte

Cores / Colors



Sand



Honey



Ash



Formatos / Sizes



25x90
9,8" x 35,4"


Sand	OV25 / M19
Honey	OV45 / M19
Ash	OV15 / M19
espessura (mm) thickness (mm)	10
m ² / caixa sqm / box	1,13
m ² / pal sqm / pal	45,20
kg / pal kg / pal	1020

Outros / Others


Rodapé / Skirting

7,5x44
3" x 17,3"

ROV29 / P10
ROV49 / P10
ROV19 / P10



old village sand 25x90



prodeck

Informação Técnica / Technical Information

HARDLINE
Grés Porcelanato Vidrado
Glazed Porcelain Tiles

4
Resistência à Abrasão
Abrasion Resistance

V1
Destonificação
Shading Variations

R12
Resistência ao Escorregamento
Anti-Slip Resistance

PTV > 36
Baixo Risco de Escorregamento
Low Slip Potential


Acabamento / Finish

Mate / Matte


Aplicação / Application

Interior, Exterior


Cores / Colors



Grey



Brown



Wengué

Formatos / Sizes



25x90
9,8"x35,4"




15x60
7,9"x23,6"





prodeck


Mate / Matte

Cores / Colors



Formatos / Sizes

	 25x90 9,8"x35,4"	 15x60 7,9"x23,6"
Grey	DK15 / M19	DK11 / M18
Brown	DK45 / M19	DK41 / M18
Wengué	DK49 / M19	DK47 / M18
espesura (mm) thickness (mm)	10	9,3
m ² / caixa sqm / box	1,13	1,08
m ² / pal sqm / pal	45,20	43,20
kg / pal kg / pal	1020	877



prodeck brown 15x60



unika graphite 60x60
 unika graphite 30x60
 mosaico unika graphite 30x30



unika

Informação Técnica / Technical Information

P PRESTIGE
 Porcelanato Vidrado Pasta Corada
 Glazed Porcelain Full Color Body

4 Resistência à Abrasão
 Abrasion Resistance

V3 Destonificação
 Shading Variations

R10 Resistência ao Escorregamento
 Anti-Slip Resistance

PTV > 36 Baixo Risco de Escorregamento
 Low Slip Potential


Acabamento / Finish

Mate / Matte

Aplicação / Application

Interior, Exterior

Cores / Colors



Silver



Fog



Graphite

Formatos / Sizes



59x118,2
 23,2"x46,5"



60x60
 23,6"x23,6"



60x60 PLUS
 23,6"x23,6"



59x59
 23,2"x23,2"



30x60
 11,8"x23,6"

unika
Mate / Matte



unika fog 60x60
muro unika fog 15x59,2
mundi white 34x66,5


unika

Mate / Matte

WC Toilets



unika silver 59x118,2





Silver









Fog







Graphite




			PLUS* 			
	59x118,2 23,2"x46,5"	60x60 23,6"x23,6"	60x60 23,6"x23,6"	59x59 23,2"x23,2"	30x60 11,8"x23,6"	9,7x9,7 3,9"x3,9"
Silver	UK11 / C13	UK13 / C03	UK10 / C04	UK12 / C06	UK14 / C01	-
Fog	UK17 / C13	UK19 / C03	UK15 / C04	UK18 / C06	UK16 / C01	-
Graphite	UK97 / C13	UK99 / C03	UK95 / C04	UK98 / C06	UK96 / C01	-
Taco Bizantine Grey	-	-	-	-	-	TBY10 / C16
espessura (mm) thickness (mm)	11	10 / 9**	10 / 9**	10 / 9**	9,3 / 8,5**	9 / 8*
m ² / caixa sqm / box	1,39	1,08	1,08	1,04	1,26 / 1,44**	0,56 / 0,62*
m ² / pal sqm / pal	38,92	34,56	34,56	33,28	50,40 / 57,60**	62,72 / 69,44*
kg / pal kg / pal	1040	760 / 682**	760 / 682**	750 / 657**	1020 / 1077**	1290 / 1261*

* Textura Antideslizante / Non Slip Finish
** Produções a partir de 2021 / Productions from 2021

Rodapé / Skirting	Rodapé / Skirting	Degrau / Step
		
8x60 3,1"x23,6"	8x59 3,1"x23,2"	29,4x59 11,6"x23,2"
RUK13 / E16	RUK12 / E16	DUK13 / E29
RUK19 / E16	RUK18 / E16	DUK19 / E29
RUK99 / E16	RUK98 / E16	DUK99 / E29




Muro Unika Silver MUK14 ***
15x59,2 . 5,9"x23,3" / E71




Mosaico Unika Silver EUK14
30x30 . 11,8"x11,8" / E29




Taco Bizantine Grey TBY10
9,7x9,7 . 3,9"x3,9" / C16




Muro Unika Fog MUK16 ***
15x59,2 . 5,9"x23,3" / E71



Mosaico Unika Fog EUK16
30 x 30cm . 11,8" x 11,8" / E29



Muro Unika Graphite MUK96 ***
15x59,2 . 5,9"x23,3" / E71



Mosaico Unika Graphite EUK96
30 x 30cm . 11,8" x 11,8" / E29

*** Disponível sob encomenda / Available on demand



titan preto 30x60
titan branco 30x60



titan

Informação Técnica / Technical Information

P PRESTIGE
Porcelanato Vidrado Pasta Corada
Glazed Porcelain Full Color Body

4 Resistência à Abrasão
Abrasion Resistance

V1 Destonificação
Shading Variations


Acabamento / Finish

Mate / Matte

Aplicação / Application

Interior, Exterior


Cores / Colors



Preto



Cinza



Branco



Bege

Formatos / Sizes




30x60
11,8"x23,6"

titan

Mate / Matte

Coors / Colors



Preto



Cinza



Branco



Bege


Decors




Decor Titan Preto ET193
30x30 - 11,8"x11,8" / E37




Decor Titan Cinza ET113
30x30 - 11,8"x11,8" / E37



Decor Titan Branco ET103
30x30 - 11,8"x11,8" / E37



Decor Titan Bege ET123
30x30 - 12"x12" / E37



Listelo Uffizi LUF20
3x33 - 1,2"x13" / P30

STOCK OFF

Formatos / Sizes



30x60
11,8"x23,6"

Preto	TI93 / C01
Cinza	TI13 / C01
Branco	TI03 / C01
Bege	TI23 / C01
espessura (mm) thickness (mm)	9,3 / 8,5*
m ² / caixa sqm / box	1,26 / 1,44*
m ² / pal sqm / pal	50,40 / 57,60*
kg / pal kg / pal	1020 / 1077*


Outros / Others

Rodapé / Skirting



7,5x44
3"x17,3"

Preto	RTI94 / E08
Cinza	RTI14 / E08
Branco	RTI04 / E08
Bege	RTI24 / E08



titan cinza 30x60
titan branco 30x60



garland grey 45x45



garland

Informação Técnica / Technical Information

HARDLINE
Grés Porcelanato Vidrado
Glazed Porcelain Tiles

Destonificação
V4
Shading Variations

Baixo Risco de Escorregamento
PTV > 36
Low Slip Potential

Resistência à Abrasão
5
Abrasion Resistance

Resistência ao Escorregamento
R11
Anti-Slip Resistance

Acabamento / Finish

Mate / Matte

Aplicação / Application

Interior, Exterior

Cores / Colors



Grey



Stone



Pearl

Formatos / Sizes



30x60
11,8"x23,6"



45x45
18"x18"



33x33
13"x13"



16,5x16,5
6,5"x6,5"

garland
Mate / Matte




garland stone 33x33
garland stone 30x60

garland
Mate / Matte



garland stone 33x33



garland stone 30x60

garland

Mate / Matte

Cores / Colors



Grey



Stone



Pearl

Decors



Mosaico Garland Grey ERL11
33x33 - 13"x13" / P26



Mosaico Garland Stone ERL60
33x33 - 13"x13" / P26



Mosaico Garland Pearl ERL01
33x33 - 13"x13" / P26

Formatos / Sizes



30x60
11,8"x23,6"



45x45
18"x18"



33x33
13"x13"



16,5x16,5
6,5"x6,5"

	30x60 11,8"x23,6"	45x45 18"x18"	33x33 13"x13"	16,5x16,5 6,5"x6,5"
Grey	RL13 / M15	RL15 / M15	RL11 / M11	RL16 / M18
Stone	RL63 / M15	RL65 / M15	RL60 / M11	RL66 / M18
Pearl	RL03 / M15	RL05 / M15	RL01 / M11	RL06 / M18
espessura (mm) thickness (mm)	9,3 / 8,5*	9 / 8*	7,8	7,8
m ² / caixa sqm / box	1,26 / 1,44*	1,00 / 1,62*	1,40	0,66
m ² / pal sqm / pal	50,40 / 57,60*	68,00 / 77,76*	64,40	47,52
kg / pal kg / pal	1020 / 1077*	1340 / 1330*	1080	790

Outros / Others

Rodapé / Skirting




7,5x33
3"x13"

Degrau / Step



33x33
13"x13"

RRL11 / P03	DRL11 / P15
RRL60 / P03	DRL60 / P15
RRL01 / P03	DRL01 / P15



garland pearl 45x45



multicolor slate 45x45



mosaico multicolor slate 33x33

multicolor slate / fragas

Informação Técnica / Technical Information

HARDLINE
Grés Porcelanato Vidrado
Glazed Porcelain Tiles

Multicolor Slate
Destonificação
Shading Variations

Fragas
Destonificação
Shading Variations

Acabamento / Finish

Mate / Matte

Aplicação / Application

Interior, Exterior


Cores / Colors



Multicolor Slate



Fragas Quartzo




Fragas Xisto



Fragas Arenita

Formatos / Sizes



45x45
18"x18"

33x33
13"x13"

16,5x16,5
6,5"x6,5"

30x60
11,8"x23,6"

multicolor slate

Mate / Matte



multicolor slate

Mate / Matte

Cores / Colors



Decors



Slate



Mosaico Multicolor Slate EUR90
33x33. 13"x13" / P30

fragas

Mate / Matte

Cores / Colors



Quartzo








Xisto




Arenita

Formatos / Sizes

	 45x45 18"x18"	 33x33 13"x13"	 16,5x16,5 6,5"x6,5"	 30x60 11,8"x23,6"	 7,5x33 3"x13"
Slate	UR95 / M15	UR90 / M11	UR96 / M18	-	RUR90 / P03
Quartzo	-	-	-	FG20 / M16	-
Xisto	-	-	-	FG40 / M16	-
Arenita	-	-	-	FG80 / M16	-
espessura (mm) thickness (mm)	9 / 8*	7,8	7,8	9,3 / 8,5*	-
m² / caixa sqm / box	1,00 / 1,62*	1,40	0,66	1,26 / 1,44*	-
m² / pal sqm / pal	68,00 / 77,76*	64,40	47,52	50,40 / 57,60*	-
kg / pal kg / pal	1340 / 1330*	1080	790	1020 / 1077*	-

Outros / Others

Rodapé / Skirting



fragas quartzo 30x60



paint

Informação Técnica / Technical Information

HARDLINE
Grés Porcelanato Vidrado
Glazed Porcelain Tiles

V4 Destonificação
Shading Variations

Acabamento / Finish

Mate / Matte

Aplicação / Application

Interior, Exterior

Cores / Colors



Cream



Grey

Formatos / Sizes



33x33
13"x13"

paint

Mate / Matte

Cores / Colors



Cream



Grey

Decors



Mosaico Paint Cream EPT20
33x33 - 13"x13" / P29




Mosaico Paint Grey EPT10
33x33 - 13"x13" / P29

Formatos / Sizes



33x33
13"x13"

Cream	PT20 / M13
Grey	PT10 / M13
espessura (mm) thickness (mm)	7,8
m ² / caixa sqm / box	1,40
m ² / pal sqm / pal	64,40
kg / pal kg / pal	1080



san marco

Mate / Matte

Cores / Colors



Castanho



Carmim



Bege

Decors




Ângulo San Marco 2 ABSM
15,5x15,5 - 6,1"x6,1" / P17



Flecha San Marco 2 FMSM2
15,5x33 - 6,1"x13" / P19



Flecha San Marco 3 FMSM3
15,5x33 - 6,1"x13" / P19



Ângulo San Marco 1 AQSM1
12,5x12,5 - 4,9"x4,9" / P17



Flecha San Marco 1 FMSM1
12,5x33 - 4,9"x13" / P19

Formatos / Sizes



33x33
13"x13"

PLUS*



33x33
13"x13"



16,5x33
6,5"x13"

Outros / Others


Rodapé / Skirting



7,5x33
3"x13"

	33x33 13"x13"	33x33 PLUS* 13"x13"	16,5x33 6,5"x13"	7,5x33 3"x13"
Castanho	SM40 / M11	SM49 / M12	SM43 / M15	R3SM40 / P03
Carmim	SM70 / M11	SM79 / M12	SM73 / M15	R3SM70 / P03
Bege	SM20 / M11	SM29 / M12	SM23 / M15	R3SM20 / P03
espessura (mm) thickness (mm)	7,8	7,8	7,8	
m ² / caixa sqm / box	1,40	1,40	0,66	
m ² / pal sqm / pal	64,40	64,40	47,52	
kg / pal kg / pal	1080	1080	865	

* Textura Antideslizante / Non Slip Finish



san marco carmim 33x33

santa fé

Mate / Matte

Cores / Colors



Verde



Castanho



Dourado






Bege




Branco




Formatos / Sizes

	 33x33 13"x13"	 16,5x33 6,5"x13"	 16,5x16,5 6,5"x6,5"
Verde	TF60 / M13	TF63 / M16	TF66 / M19
Castanho	TF40 / M13	TF43 / M16	TF46 / M19
Dourado	TF70 / M13	TF73 / M16	TF76 / M19
Bege	TF20 / M13	TF23 / M16	TF26 / M19
Branco	TF01 / M13	TF03 / M16	TF06 / M19
espessura (mm) thickness (mm)	9	9	9
m ² / caixa sqm / box	1,40	1,20	0,66
m ² / pal sqm / pal	64,40	43,20	47,52
kg / pal kg / pal	1140	740	890

Outros / Others

Rodapé / Skirting
 7,5x33 3"x13"
R3TF60 / P03
R3TF40 / P03
R3TF70 / P03
R3TF20 / P03
R3TF01 / P03

Mesma espessura para todas as medidas / Same thickness for all measures



santa fé bege 33x33
santa fé bege 16,5x33
santa fé bege 16,5x16,5

chiado

Mate / Matte

Cores / Colors




Bege



Pedra



Branco




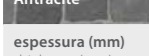


Antracite

Formatos / Sizes



33x33
13"x13"

 Bege	CH20 / M10
 Pedra	CH60 / M10
 Branco	CH01 / M10
 Antracite	CH90 / M10
espessura (mm) thickness (mm)	8,5
m² / caixa sqm / box	1,40
m² / pal sqm / pal	64,40
kg / pal kg / pal	1100



chiado bege 33x33

revestimento / wall tiles





absolute white glossy 44x44



absolute

Informação Técnica / Technical Information

 **Revestimento Pasta Branca**
White Body Wall Tiles

 **HARDLINE**
Grés Porcelanato Vidrado
Glazed Porcelain Tiles

Acabamento / Finish


Brilho / Glossy

Pavimento Brilho / Glossy Floor
Pavimento Mate / Matt Floor


Aplicação / Application

Interior

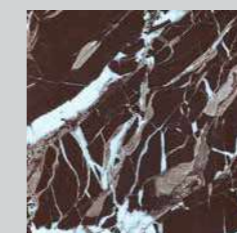
Cores / Colors



White



Vennato

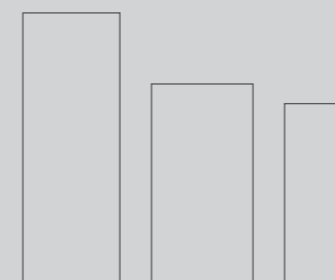


Black



Universe


Formatos / Sizes



32,5x90
12,8"x35,4"

34x66,5
13,4"x26,2"

20x60
7,9"x23,6"



30x60
11,8"x23,6"

45x45
18"x18"

44x44
17,3"x17,3"

Pavimento / Floor

absolute

Brilho / Glossy




absolute white 32,5x90
absolute cube white 32,5x90
absolute white glossy 44x44

absolute

Brilho / Glossy



absolute vennato 32,5x90
nordic brown 20x90



absolute vennato 32,5x90


absolute

Brilho / Glossy

Coors / Colors




White



Black






Vennato






Universe



Formatos / Sizes

			
	32,5x90 12,8"x35,4"	34x66,5 13,4"x26,2"	20x60 7,9"x23,6"
White	AB09R / R21	AB03R / R16	AB06R / R15
Black	AB99R / R21	-	-
Vennato	AB07R / R21	AB05R / R16	-
Universe	AB57R / R21	-	-
espessura (mm) thickness (mm)	11	10 / 9*	10
m ² / caixa sqm / box	1,17	1,13 / 1,36*	0,96
m ² / pal sqm / pal	23,40	45,20 / 54,40*	46,08
kg / pal kg / pal	480	840 / 843*	740

Pavimento Coordenado / Matching Floor

			
	30x60 11,8"x23,6"	45x45 18"x18"	44x44 17,3"x17,3"
White	AB06 / M14	AB05 / M14	AB04 / M19
Black	-	-	-
Vennato	-	AB03 / M14	AB02 / M19
Universe	-	-	AB52 / M19
espessura (mm) thickness (mm)	9,3 / 8,5*	9 / 8*	9 / 8*
m ² / caixa sqm / box	1,26 / 1,44*	1,42 / 1,62*	0,97 / 1,16*
m ² / pal sqm / pal	50,40 / 57,60*	68,16 / 77,76*	64,02 / 76,56*
kg / pal kg / pal	1020 / 1077*	1335 / 1330*	1260 / 1336*

Outros / Others


Rodapé / Skirting	Rodapé / Skirting
	
7,5x45 3"x18"	7,5x44 3"x17,3"
RAB05 / P06	RAB04 / P06
-	-
RAB03 / P06	RAB02 / P06
-	RAB52 / P06

Decors



Absolute Cube White AB08R
32,5x90 . 12,8"x35,4" / R22

€/m²



Decor Mosaico Absolute AB04R
34x66,5 . 13,4"x26,2" / R17

€/m²




Absolute Crossroad Grey AB11R
32,5x90 . 12,8"x35,4" / R21

€/m²




Absolute Turn Vennato AB02R
34x66,5 . 13,4"x26,2" / R17

€/m²




Mosaico Absolute Lines White EAB05
33x33 . 13"x13" / P44




Mosaico Quadrado Absolute White EAB06
33x33 . 13"x13" / P27

Pavimento Coordenado / Matching Floor



White Glossy



Vennato



Universe



White

Pavimento / Floor




cube branco brilho 32,5x90
feel good caramel 14,5x88,2



natura / cube

Informação Técnica / Technical Information




Acabamento / Finish

Brilho / Glossy


Aplicação / Application

Interior


Cores / Colors



Natura Branco Mate



Natura Branco Brilho




Cube Branco Mate



Cube Branco Brilho

Formatos / Sizes



34x91,5
13,4"x36"

32,5x90
12,8"x35,4"


34x66,5
13,4"x26,2"

20x60
7,9"x23,6"

natura / cube

Brilho / Glossy

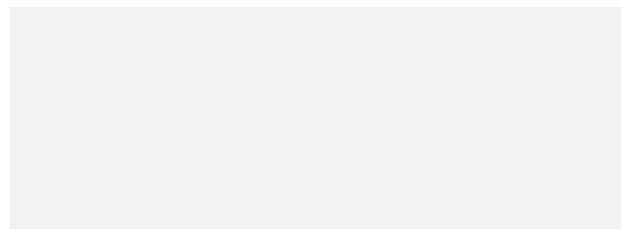
Cores / Colors



Natura Branco Brilho



Cube Branco Brilho



Natura Branco Mate



Cube Branco Mate

Formatos / Sizes

	34x91,5 13,4"x36"	32,5x90 12,8"x35,4"	34x66,5 13,4"x26,2"	20x60 7,9"x23,6"
Natura Branco Brilho	UNT02R / R19	NT02R / R21	NT04R / R16	NT06R / R15
Cube Branco Brilho	-	CU02R / R21	-	-
Natura Branco Mate	UNT09R / R19	NT09R / R21	NT05R / R16	NT03R / R15
Cube Branco Mate	-	CU09R / R21	-	-
espessura (mm) thickness (mm)	11	11	10 / 9*	10
m ² / caixa sqm / box	1,24	1,17	1,13 / 1,36*	0,96
m ² / pal sqm / pal	24,8 / 54,56*	23,40	45,20 / 54,40*	46,08
kg / pal kg / pal	509 / 1112*	480	840 / 843*	740

* Produções a partir de 2021 / Productions from 2021


Decors



Decor Boutique Cherry EOU82
20x60 . 7,9"x23,6" / P33



Decor Boutique Petroleum EOU52
20x60 . 7,9"x23,6" / P33



Barra Hard Rock Preto 3 BHA96
3,5x66,5 . 1,4"x26,2" / P20



Barra Hard Rock Branco 3 BHA06
3,5x66,5 . 1,4"x26,2" / P20




Barra Hard Rock Preto 2 BHA93
3,5x60 . 1,4"x23,6" / P15



Barra Hard Rock Branco 2 BHA03
3,5x60 . 1,4"x23,6" / P15



Barra Hard Rock Castanho 2 BHA43
3,5x60 . 1,4"x23,6" / P15



Barra Lyra I BLY24
5x32,5 . 2"x12,8" / P19




Barra Lyra II BLY56
5x32,5 . 2"x12,8" / P19



Purito Natura PNT20
1,2x32,5 . 0,5"x12,8" / P19



Barra Tecno BTE15
5x32,5 . 2"x12,8" / P32



Barra Iris 7 BII70
3,5x32,5 . 1,4"x12,8" / P29




Barra Iris 5 BII50
3,5x32,5 . 1,4"x12,8" / P29



Listelo Uffizi LUF20
3x33 . 1,2"x13" / P30

Pavimento Recomendado / Recommended Floor

on-road (pág.24)



Fog Grey Beige Night Smoke Grey Fog Pearl

newstreet (pág.34)


urban (pág.56)



Black Anthracite Light Grey Beige Beige Brown Dark Brown

lodge (pág.62)


nordic (pág.68)



Grey Beige Caramel Brown Milk Caviar Nut Tea Caramel

feel good (pág.76)

traffic (pág.282)



Soft Preto Soft Cinza Dark Grey Grey White

villeneuve (pág.283)

As peças decoradas podem sofrer alteração de tonalidade em relação à base respectiva. / Tonality in decorated pieces might differ from the original.





mosaico cristal crema 32,5x32,5
 cristal imperador 32,5x90
 cristal crema 32,5x90
 cristal crema 44x44

mosaico cristal crema 32,5x32,5
 cristal imperador 32,5x90
 cristal crema 32,5x90

cristal

Informação Técnica / Technical Information

 **Revestimento Pasta Branca**
 White Body Wall Tiles

 **Pavimento Grés Vidrado Pasta Branca**
 Glazed White Body Floor Tiles

Acabamento / Finish

Brilho / Glossy

Pavimento Brilho / Glossy Floor

Aplicação / Application


Interior

Interior

Cores / Colors



Crema



Imperador



Travertino Bege



Travertino Noz

Formatos / Sizes



32,5x90
 12,8"x35,4"



33,3x50
 13,1"x19,7"



45x45
 18"x18"



44x44
 17,3"x17,3"

Pavimento Coordenado / Matching Floor

crystal
Brilho / Glossy




crystal travertino noz 33,3x50
crystal mosaico travertino 33,3x50
crystal travertino noz 45x45

crystal
Brilho / Glossy



crystal travertino bege 32,5x90
crystal cube travertino 32,5x90



crystal mosaico travertino 33,3x50

crystal

Brilho / Glossy

Cores / Colors



Crema



Imperador



Travertino Bege



Travertino Noz

Formatos / Sizes



32,5x90
12,8"x35,4"



33,3x50
13,1"x19,7"



45x45
18"x18"



44x44
17,3"x17,3"

Rodapé / Skirting



7,5x45
3"x18"

	32,5x90 12,8"x35,4"	33,3x50 13,1"x19,7"	45x45 18"x18"	44x44 17,3"x17,3"	7,5x45 3"x18"
Crema	RT29R / R21	RT25R / R11	RT25 / M14	RT29 / M19	RRT25 / P06
Imperador	RT49R / R21	RT45R / R11	RT45 / M14	RT49 / M19	RRT45 / P06
Travertino Bege	RT27R / R21	RT23R / R11	RT23 / M14	RT27 / M19	RRT23 / P06
Travertino Noz	RT47R / R21	RT43R / R11	RT43 / M14	RT47 / M19	RRT43 / P06
espessura (mm) thickness (mm)	11	8,5	9 / 8*	9 / 8*	
m ² / caixa sqm / box	1,17	1,67	1,00 / 1,62*	0,97 / 1,16*	
m ² / pal sqm / pal	23,40	53,44	68,00 / 77,76*	64,02 / 76,56*	
kg / pal kg / pal	480	777	1340 / 1330*	1260 / 1336*	

Pavimento Coordenado / Matching Floor


Outros / Others

Decors



Cristal Cube Crema RT48R
32,5x90 . 12,8"x35,4" / R22

€/m²



Cristal Mosaico Crema RT44R
33,3x50 . 13,1"x19,7" / R14

€/m²



Mosaico Cristal Crema ERT25
32,5x32,5 . 12,8"x12,8" / P62



Cristal Cube Travertino RT28R
32,5x90 . 12,8"x35,4" / R22

€/m²



Cristal Losango Crema RT46R
33,3x50 . 13,1"x19,7" / R14

€/m²



Cristal Mosaico Travertino RT24R
33,3x50 . 13,1"x19,7" / R14

€/m²




Mosaico Cristal Travertino ERT23
32,5x32,5 . 12,8"x12,8" / P62



Cristal Losango Travertino RT26R
33,3x50 . 13,1"x19,7" / R14

€/m²

Pavimento Coordenado / Matching Floor



Crema



Imperador



Travertino Bege



Travertino Noz

* Produções a partir de 2021 / Productions from 2021

As peças decoradas podem sofrer alteração de tonalidade em relação à base respectiva. / Tonality in decorated pieces might differ from the original.



one beige 34x91,5
 one wave beige 34x91,5
 nordic caramel 20x90



one

Informação Técnica / Technical Information

 **Revestimento Pasta Branca**
 White Body Wall Tiles

Acabamento / Finish

Mate / Matte


Aplicação / Application

Interior


Cores / Colors



White



Beige



Grey

Formatos / Sizes



34x91,5
 13,4"x36"

one
Mate / Matte



one white 34x91,5
one wave grey 34x91,5
nordic grey 20x90

one
Mate / Matte




one white 34x91,5
nordic grey 20x90




one wave grey 34x91,5


Cores / Colors



White



Beige



Grey

Formatos / Sizes



34x91,5
13,4"x36"

White	ON08R / R19
Beige	ON28R / R19
Grey	ON18R / R19
espessura (mm) thickness (mm)	11
m ² / caixa sqm / box	1,24
m ² / pal sqm / pal	24,8 / 54,56*
kg / pal kg / pal	509 / 1112*

* Produções a partir de 2021 / Productions from 2021

Decors



One Wave Beige ON25R
34x91,5 . 13,4"x36" / R20

€/m²



One Shade Beige ON23R
34x91,5 . 13,4"x36" / R20

€/m²




One Wave Grey ON15R
34x91,5 . 13,4"x36" / R20

€/m²



One Shade Grey ON13R
34x91,5 . 13,4"x36" / R20

€/m²



One Shade Blue ON53R
34x91,5 . 13,4"x36" / R20

€/m²

Pavimento Recomendado / Recommended Floor

on-road (pág.24)



Fog



Grey



Beige

urban (pág.56)



Black



Anthracite



Light Grey



Beige


lodge (pág.62)



Beige



Brown



Dark Brown

nordic (pág.68)



Grey



Beige



Caramel



Brown


feel good (pág.76)



Caviar



Nut



Tea



Caramel

traffic (pág.282)



Soft Preto



Soft Cinza




uptown cherry 34x91,5
 uptown white 34,91,5
 uptown form wood 34x91,5
 feel good caramel 14,5x88,2



uptown

Informação Técnica / Technical Information

 **Revestimento Pasta Branca**
 White Body Wall Tiles


Acabamento / Finish

Mate / Matte


Aplicação / Application

Interior

Cores / Colors



White



Cherry



Grey



Blue




Form White



Form Grey

Formatos / Sizes



34x91,5
 13,4"x36"

uptown

Matte / Matte



uptown white 34x91,5
uptown blue 34,91,5
uptown puzzle blue 34x91,5
feel good nut 14,5x88,2

uptown
Mate / Matte



uptown puzzle grey 34x91,5
uptown form grey 34x91,5




uptown form white 34x91,5
uptown blue 34x91,5
mosaico uptown blue 28,2x28,2


uptown

Mate / Matte

Cores / Colors



White



Cherry



Grey



Blue



Form White



Form Grey

Formatos / Sizes



34x91,5
13,4"x36"

White	UT01R / R19
Cherry	UT80R / R20
Grey	UT10R / R19
Blue	UT50R / R19
Form White	UT03R / R19
Form Grey	UT13R / R19
espessura (mm) thickness (mm)	11
m ² / caixa sqm / box	1,24
m ² / pal sqm / pal	24,8 / 54,56*
kg / pal kg / pal	509 / 1112*

* Produções a partir de 2021 / Productions from 2021

Decors



Uptown Form Wood UT43R
34x91,5 . 13,4"x36" / R20

€/m²



Mosaico Uptown Cherry EUT80
28,2x28,2 . 11,1"x11,1" / P45



Mosaico Uptown Blue EUT50
28,2x28,2 . 11,1"x11,1" / P45



Uptown Puzzle Blue UT54R
34x91,5 . 13,4"x36" / R20

€/m²



Uptown Puzzle Grey UT14R
34x91,5 . 13,4"x36" / R20

€/m²

Combinação Cerâmica Recomendada / Recommended Ceramic Tiles Combination



Cherry



White



Form Wood



Grey



White



Puzzle Grey

feel good (pág.76)



Milk



Caramel



Anthracite



Black

urban (pág.56)

feel good (pág.76)



Milk



Caviar



Anthracite



Black

urban (pág.56)



Blue



White



Mosaico Blue

feel good (pág.76)




Milk



Nut



Caramel



Black

urban (pág.56)







broadway beige 34x91,5
 broadway scratch beige 2 34x91,5
 broadway beige 60x60



broadway

Informação Técnica / Technical Information

 **Revestimento Pasta Branca**
 White Body Wall Tiles

 **HARDLINE**
 Grés Porcelanato Vidrado
 Glazed Porcelain Tiles

Acabamento / Finish

Mate / Matte

Pavimento Mate / Matte Floor

Aplicação / Application


Interior

Interior

Cores / Colors



Beige



Grey

Formatos / Sizes



34x91,5
 13,4"x36"

Pavimento Coordenado / Matching Floor



60x60
 23,6"x23,6"

broadway

Mate / Matte



broadway grey 34x91,5
broadway scratch grey 2 34x91,5
broadway light grey 60x60



broadway scratch grey 2 34x91,5

broadway

Mate / Matte

Cores / Colors



Beige




Grey

Decors



Broadway Scratch Beige 1 BW23R
34x91,5 - 13,4"x36" / R20

€/m²



Broadway Scratch Grey 1 BW13R
34x91,5 - 13,4"x36" / R20

€/m²



Broadway Scratch Beige 2 BW24R
34x91,5 - 13,4"x36" / R20

€/m²



Broadway Scratch Grey 2 BW14R
34x91,5 - 13,4"x36" / R20

€/m²

Formatos / Sizes



34x91,5
13,4"x36"

Beige	BW28R / R19
Grey	BW18R / R19
espessura (mm) thickness (mm)	11
m ² / caixa sqm / box	1,24
m ² / pal sqm / pal	24,8 / 54,56*
kg / pal kg / pal	509 / 1112*

Pavimento Coordenado / Matching Floor



60x60
23,6"x23,6"

Beige	BW29 / M18
Light Grey	BW13 / M18
	10 / 9*
	1,08
	34,56
	760 / 682*

Outros / Others

Rodapé / Skirting



8x60
3,1"x23,6"

Beige	RBW29 / P13
	RBW13 / P13

Pavimento Coordenado / Matching Floor



Beige



Light Grey





geo grey 34x91,5
 decor memory 34x91,5
 lodge dark brown 19x118,2



geo

Informação Técnica / Technical Information

 **Revestimento Pasta Branca**
 White Body Wall Tiles

 **HARDLINE**
Grês Porcelanato Vidrado
 Glazed Porcelain Tiles

Acabamento / Finish

Mate / Matte

Pavimento Mate / Matte Floor

Aplicação / Application

Interior

Interior

Cores / Colors



Pearl



Beige



Grey

Formatos / Sizes



34x91,5
 13,4"x36"

Pavimento Coordenado / Matching Floor



60x60
 23,6"x23,6"



geo
Mate / Matte

geo beige 34x91,5
decor spine beige 34x91,5
geo beige 60x60



geo spine beige 34x91,5


Cores / Colors



Pearl



Beige



Grey

Decors



Decor Spine Beige GE22R
34x91,5 . 13,4"x36" / R20

€/m²




Mosaico Spine Beige EGE22
29,7x29,7 . 11,7"x11,7" / P33



Decor Spine Grey GE12R
34x91,5 . 13,4"x36" / R20

€/m²



Mosaico Spine Grey EGE12
29,7x29,7 . 11,7"x11,7" / P33



Decor Memory GE25R
34x91,5 . 13,4"x36" / R20

€/m²

Formatos / Sizes

Pavimento Coordenado / Matching Floor

Outros / Others



34x91,5
13,4"x36"



60x60
23,6"x23,6"



8x60
3,1"x23,6"

Rodapé / Skirting

Pearl	GE01R / R19	GE09 / M18	RGE09 / P13
Beige	GE20R / R19	GE29 / M18	RGE29 / P13
Grey	GE10R / R19	GE19 / M18	RGE19 / P13
espessura (mm) thickness (mm)	11	10 / 9*	
m ² / caixa sqm / box	1,24	1,08	
m ² / pal sqm / pal	24,8 / 54,56*	34,56	
kg / pal kg / pal	509 / 1112*	760 / 682*	

Pavimento Coordenado / Matching Floor



Pearl



Beige



Grey




mood line pearl 34x91,5
 mood grey 34x91,5
 mood grey 60x60




mood line grey 34x91,5

mood

Informação Técnica / Technical Information

 **Revestimento Pasta Branca**
 White Body Wall Tiles

 **HARDLINE**
 Grés Porcelanato Vidrado
 Glazed Porcelain Tiles

Acabamento / Finish

Mate / Matte


Pavimento Mate / Matte Floor

Aplicação / Application

Interior

Interior

Cores / Colors



Pearl



Grey



Beige



Line Pearl



Line Grey



Line Beige

Formatos / Sizes



34x91,5
 13,4"x36"



60x60
 23,6"x23,6"

Pavimento Coordenado / Matching Floor

mood
Mate / Matie



decor mood beige 34x91,5




mood grey 34x91,5

mood

Mate / Matte

Cores / Colors



Pearl



Line Pearl



Grey



Line Grey



Beige



Line Beige

Formatos / Sizes



34x91,5
13,4"x36"



60x60
23,6"x23,6"

Rodapé / Skirting


8x60
3,1"x23,6"

Pearl	MO08R / R19	MO09 / M18	RMO09 / P13
Grey	MO18R / R19	MO19 / M18	RMO19 / P13
Beige	MO28R / R19	MO29 / M18	RMO29 / P13
Line Pearl	MO03R / R19	-	-
Line Grey	MO13R / R19	-	-
Line Beige	MO23R / R19	-	-
espessura (mm) thickness (mm)	11	10 / 9*	
m ² / caixa sqm / box	1,24	1,08	
m ² / pal sqm / pal	24,8 / 54,56*	34,56	
kg / pal kg / pal	509 / 1112*	760 / 682*	

Pavimento Coordenado / Matching Floor


Outros / Others

Decors



Decor Mood Beige MO25R
34x91,5 - 13,4"x36" / R20

€/m²



Decor Mood Grey MO15R
34x91,5 - 13,4"x36" / R20

€/m²

Pavimento Coordenado / Matching Floor



Mood Pearl



Mood Grey



Mood Beige




decor step beige 34x91,5
pura scribble beige 34x91,5



decor step beige 34x91,5
pura scribble beige 34x91,5
pura beige 34x91,5

pura

Informação Técnica / Technical Information

 Revestimento Pasta Branca
White Body Wall Tiles


Acabamento / Finish

Mate / Matte


Aplicação / Application

Interior

Cores / Colors



White



Beige



Scribble White



Scribble Beige

Formatos / Sizes




34x91,5
13,4"x36"

pura
Mate / Matte




pura white 34x91,5
pura petroleum 29,4x59
mosaico pura petroleum 30x30
traffic soft preto 45x45




pura white 34x91,5
traffic soft preto 45x45

Cores / Colors



White



Scribble White



Beige



Scribble Beige

Formatos / Sizes



34x91,5
13,4"x36"

White	PR01R / R19
Scribble White	PR02R / R19
Beige	PR20R / R19
Scribble Beige	PR22R / R19
espessura (mm) thickness (mm)	11
m ² / caixa sqm / box	1,24
m ² / pal sqm / pal	24,8 / 54,56*
kg / pal kg / pal	509 / 1112*

* Produções a partir de 2021 / Productions from 2021

Decors




Decor Step White PR03R
34x91,5 . 13,4"x36" / R20

€/m²




Decor Step Beige PR23R
34x91,5 . 13,4"x36" / R20

€/m²



Pura Petroleum 2 EPR56
29,4x59 . 11,6 x23,2" / E62




Mosaico Pura Petroleum 1 EPR55
30x30 . 11,8"x11,8" / E60



Listelo Medici Platinum LFC10
3,5x33,3 . 1,4"x13,1" / P28

Pavimento Recomendado / Recommended Floor

urban (pág.56)



Black



Anthracite



Light Grey



Beige

traffic (pág.282)



Soft Preto

mundi (pág.201)



Grey



Beige

As peças decoradas podem sofrer alteração de tonalidade em relação à base respectiva. / Tonality in decorated pieces might differ from the original.



decor tokyo brown 34x66,5
newstreet pearl 60x60



tokyo pearl 34x66,5

tokyo

Informação Técnica / Technical Information

 **Revestimento Pasta Branca**
White Body Wall Tiles


Acabamento / Finish

Mate / Matte

Aplicação / Application

Interior

Cores / Colors




Pearl



Brown



Green



Blue

Formatos / Sizes



34x66,5
13,4"x26,2"

tokyo
Mate / Matte




tokyo pearl 34x66,5
tokyo blue 34x66,5
tokyo brick blue 34x66,5
feel good milk 14,5x88,2

tokyo
Mate / Matte



tokyo green 34x66,5
muro tokyo pearl 34x65
feel good nut 25x90



muro tokyo pearl 34x65

Cores / Colors



Pearl



Brown



Green



Blue

Formatos / Sizes



34x66,5
13,4"x26,2"

Pearl	TK05R / R16
Brown	TK45R / R16
Blue	TK55R / R16
Green	TK65R / R16

espessura (mm) thickness (mm)	10 / 9*
m ² / caixa sqm / box	1,13 / 1,36*
m ² / pal sqm / pal	*45,20 / 54,40*
kg / pal kg / pal	840 / 843*

Decors



34x66,5
13,4"x26,2"



34x66,5
13,4"x26,2"



33x33
13"x13"

Brown	-	TK46R / R17	-
Brick Blue	-	TK53R / R17	-
Stripe Pearl	TK02R / R17	-	-
Paint Cream	-	-	PT20 / M13
Paint Grey	-	-	PT10 / M13

espessura (mm) thickness (mm)	10,3	10 / 9*	7,8
m ² / caixa sqm / box	1,13	1,13 / 1,36*	1,40
m ² / pal sqm / pal	45,20	45,20 / 54,40*	64,40
kg / pal kg / pal	881	840 / 843*	1080

* Produções a partir de 2021 / Productions from 2021

Decors




Decor Tokyo Brown TK46R
34x66,5 . 13,4"x26,2" / R17

€/m²



Tokyo Stripe Pearl TK02R
34x66,5 . 13,4"x26,2" / R17

€/m²




Muro Tokyo Pearl ETK05
34x65 . 13,4"x25,6" / P59



Tokyo Brick Blue TK53R
34x66,5 . 13,4"x26,2" / R17

€/m²



Muro Tokyo Blue ETK55
34x65 . 13,4"x25,6" / P59



Paint Cream PT20
33x33 . 13"x13" / M13



Paint Grey PT10
33x33 . 13"x13" / M13




Mosaico Paint Cream EPT20
33x33 . 13"x13" / P29




Mosaico Paint Grey EPT10
33x33 . 13"x13" / P29

Combinação Cerâmica Recomendada / Recommended Ceramic Tiles Combination



Pearl

Brown



Blue

Pearl

Green

feel good (pág.76) newstreet (pág.34)



Nut

Pearl

feel good (pág.76) newstreet (pág.34)



Milk

Grey





mundi white 34x66,5
mundi geom colors 34x66,5
mundi grey 33x33



mundi

Informação Técnica / Technical Information

 **Revestimento Pasta Branca**
White Body Wall Tiles

 **HARDLINE**
Grés Porcelanato Vidrado
Glazed Porcelain Tiles

Acabamento / Finish

Mate / Matte


Pavimento Mate / Matte Floor

Aplicação / Application

Interior

Interior

Cores / Colors



White



Beige



Grey

Formatos / Sizes



34x66,5
13,4"x26,2"

Pavimento / Floor



33x33
13"x13"

mundi
Brilho / Glossy



mundi beige 34x66,5
mundi stripe beige 34x65
mosaico mundi white 33x33
feel good caramel 14,5x88,2

mundi
Brilho / Glossy



decor trace 16,2x16,2



mundi white 34x66,5

mundi

Mate / Matte

Cores / Colors



White



Beige



Grey

Formatos / Sizes



34x66,5
13,4"x26,2"

White	MD01R / R16
Beige	MD20R / R16
Grey	MD10R / R16

espessura (mm)
thickness (mm) 10 / 9*

m² / caixa
sqm / box 1,13 / 1,36*

m² / pal
sqm / pal 45,20 / 54,40*

kg / pal
kg / pal 840 / 843*

Decors



34x66,5
13,4"x26,2"

Stripe White	MD03R / R17	-
Stripe Beige	MD23R / R17	-
Stripe Grey	MD13R / R17	-
Geom Colors	-	MD75R / R17

10,3 10 / 9*

1,13 1,13 / 1,36*

45,20 45,20 / 54,40*

881 840 / 843*

Pavimento / Floor



33x33
13"x13"

Grey	MD10 / M13
Beige	MD20 / M13
	-
	-

7,8


1,40

64,40

1080

* Produções a partir de 2021 / Productions from 2021

Decors




Mundi Stripe White MD03R
34x66,5 . 13,4"x26,2" / R17

€/m²




Mundi Geom Colors MD75R
34x66,5 . 13,4"x26,2" / R17

€/m²




Mosaico Mundi White EMD01
33x33 . 13"x13" / P55



Mundi Stripe Beige MD23R
34x66,5 . 13,4"x26,2" / R17

€/m²




Decor Trace EMD26 **
16,2x16,2 . 6,4"x6,4" / P19

STOCK OFF



Mosaico Mundi Beige EMD20
33x33 . 13"x13" / P55




Mosaico Mundi Grey EMD10
33x33 . 13"x13" / P55



Pavimento / Floor



Grey



Beige

Pavimento Recomendado / Recommended Floor

on-road (pág.24)



Fog




Grey



Beige

urban (pág.56)



Black



Anthracite




Light Grey



Beige

lodge (pág.62)



Beige



Brown



Dark Brown

nordic (pág.68)



Grey



Beige



Caramel



Brown


feel good (pág.76)



Caviar



Nut



Tea



Caramel

traffic (pág.282)



Soft Preto



Soft Cinza

** A Dominó recomenda a aplicação aleatória e aconselha a rotação das peças. / Domino recommends random application and advises the rotation of the tiles. As peças decoradas podem sofrer alteração de tonalidade em relação à base respectiva. / Tonality in decorated pieces might differ from the original.



matérica argila 34x66,5
docks sand 29,4x59



decor cell argila 34x66,5

matérica

Informação Técnica / Technical Information

 **Revestimento Pasta Branca**
White Body Wall Tiles

Acabamento / Finish

Mate / Matte


Aplicação / Application

Interior

Cores / Colors




Gesso



Cimento



Chumbo



Argila

Formatos / Sizes



34x66,5
13,4"x26,2"

matérica

Mate / Matte



matérica argilla 34x66,5
decor cell argilla 34x66,5
docks sand 29,4x59

matérica

Mate / Matte

Cores / Colors



Gesso



Chumbo



Cimento



Wall Gesso




Wall Chumbo



Argila



Brick Gesso*



Brick Chumbo*

Formatos / Sizes




34x66,5
13,4"x26,2"

Gesso	MT01R / R16
Cimento	MT10R / R16
Chumbo	MT90R / R16
Argila	MT20R / R16
Wall Gesso	MT04R / R17
Wall Chumbo	MT94R / R17
Brick Gesso	MT03R / R17
Brick Chumbo	MT93R / R17
espessura (mm) thickness (mm)	10 / 9**
m ² / caixa sqm / box	1,13 / 1,36**
m ² / pal sqm / pal	45,20 / 54,40**
kg / pal kg / pal	840 / 843**

* A Dominó recomenda a aplicação de junta com a mesma cor do material. / Dominó recommends using a joint grout in the same color as the tile.

** Produções a partir de 2021 / Productions from 2021

Decors



Decor Cell Cimento MT12R
34x66,5 . 13,4"x26,2" / R17

€/m²



Decor Cell Argila MT22R
34x66,5 . 13,4"x26,2" / R17

€/m²

Pavimento Recomendado / Recommended Floor


on-road (pág.24)



Fog



Grey



Beige

newstreet (pág.34)



Night



Smoke



Grey



Fog

everstone (pág.48)




Anthracite



Grey

urban (pág.56)



Black



Anthracite



Light Grey

nordic (pág.68)



Grey



Beige



Caramel



Brown


feel good (pág.76)



Milk



Caviar



Nut



Tea



Caramel



Soft Preto



Soft Cinza

traffic (pág.282)




habitat pearl 34x66,5
habitat square pearl 34x66,5
feel good milk 25x90



habitat

Informação Técnica / Technical Information

 **Revestimento Pasta Branca**
White Body Wall Tiles

Acabamento / Finish

Mate / Matte

Aplicação / Application

Interior

Cores / Colors



Pearl



Beige

Formatos / Sizes



34x66,5
13,4"x26,2"

habitat
Mate / Matte



habitat beige 34x66,5
habitat stripe beige 34x66,5

habitat
Mate / Matte



habitat beige 34x66,5
habitat stripe beige 34x66,5



habitat square multicolor 34x66,5

habitat

Mate / Matte

Cores / Colors



Pearl



Beige

Formatos / Sizes

Decors

	34x66,5 13,4"x26,2"	34x66,5 13,4"x26,2"	34x66,5 13,4"x26,2"
Pearl	HB01R / R16	Stripe Beige	HB23R / R17
Beige	HB20R / R16	Stripe Pearl	HB03R / R17
		Square Pearl	HB205R / R17
		Square Beige	HB25R / R17
		Square Multicolor	HB45R / R17
espessura (mm) thickness (mm)	10 / 9*	10,3	10 / 9*
m ² / caixa sqm / box	1,13 / 1,36*	1,13	1,13 / 1,36*
m ² / pal sqm / pal	45,20 / 54,40*	45,20	45,20 / 54,40*
kg / pal kg / pal	840 / 843*	881	840 / 843*

* Produções a partir de 2021 / Productions from 2021

Decors



Habitat Stripe Beige HB23R
34x66,5 . 13,4"x26,2" / R17

€/m²



Habitat Square Pearl HB05R
34x66,5 . 13,4"x26,2" / R17

€/m²



Habitat Stripe Pearl HB03R
34x66,5 . 13,4"x26,2" / R17

€/m²



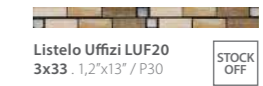
Habitat Square Beige HB25R
34x66,5 . 13,4"x26,2" / R17

€/m²



Habitat Square Multicolor HB45R
34x66,5 . 13,4"x26,2" / R17

€/m²



Pavimento Recomendado / Recommended Floor


lodge (pág.62)



Beige



Brown



Dark Brown

nordic (pág.68)



Grey



Beige



Caramel



Brown


feel good (pág.76)




Milk



Caviar



Nut



Tea



Caramel

As peças decoradas podem sofrer alteração de tonalidade em relação à base respectiva. / Tonality in decorated pieces might differ from the original.



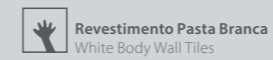
innova light grey 34x66,5



habitat stripe pearl 34x66,5

innova

Informação Técnica / Technical Information



Revestimento Pasta Branca
White Body Wall Tiles

Acabamento / Finish

Mate / Matte

Aplicação / Application

Interior

Cores / Colors



Light Grey



Beige



Pearl

Formatos / Sizes



34x66,5
13,4"x26,2"

innova
Mate / Matte



innova light grey 34x66,5
habitat stripe pearl 34x66,5

innova

Mate / Matte

Cores / Colors



Light Grey



Beige



Pearl

Formatos / Sizes



34x66,5
13,4"x26,2"

Light Grey	IV10R / R16
Beige	IV20R / R16
Pearl	IV01R / R16
espessura (mm) thickness (mm)	10 / 9*
m ² / caixa sqm / box	1,13 / 1,36*
m ² / pal sqm / pal	45,20 / 54,40*
kg / pal kg / pal	840 / 843*

Decors



34x66,5
13,4"x26,2"

Stripe Pearl	HB03R / R17	-
Stripe Beige	HB23R / R17	-
Brick Grey	-	IV13R / R17
Brick Beige	-	IV23R / R17
espessura (mm) thickness (mm)	10,3	10 / 9*
m ² / caixa sqm / box	1,13	1,13 / 1,36*
m ² / pal sqm / pal	45,20	45,20 / 54,40*
kg / pal kg / pal	881	840 / 843*

* Produções a partir de 2021 / Productions from 2021

As peças decoradas podem sofrer alteração de tonalidade em relação à base respectiva. / Tonality in decorated pieces might differ from the original.

Decors



Habitat Stripe Pearl HB03R
34x66,5 . 13,4"x26,2" / R17

€/m²



Innova Brick Grey IV13R
34x66,5 . 13,4"x26,2" / R17

€/m²



Mosaico Innova Light Grey EIV10
33x33 . 13"x13" / P52



Habitat Stripe Beige HB23R
34x66,5 . 13,4"x26,2" / R17

€/m²



Innova Brick Beige IV23R
34x66,5 . 13,4"x26,2" / R17

€/m²




Mosaico Innova Beige EIV20
33x33 . 13"x13" / P52



Listelo Uffizi LUF20
3x33 . 1,2"x13" / P30

STOCK
OFF



Mosaico Innova Pearl EIV01
33x33 . 13"x13" / P52

Pavimento Recomendado / Recommended Floor


on-road (pág.24)



Fog




Grey



Beige

newstreet (pág.34)



Night



Smoke



Grey



Fog


docks (pág.42)



Cloud



Land



Graphite



Sand

everstone (pág.48)



Anthracite



Grey

traffic (pág.282)



Soft Preto



Soft Cinza



halma bege 34x66,5
 halma tabaco 34x66,5
 halma turn tabaco 34x66,5
 nordic beige 20x90

halma

Informação Técnica / Technical Information

 **Revestimento Pasta Branca**
 White Body Wall Tiles

 **Pavimento Grés Vidrado Pasta Branca**
 Glazed White Body Floor Tiles

Acabamento / Finish

Brilho / Glossy

Pavimento Brilho / Glossy Floor

Aplicação / Application

Interior

Interior

Cores / Colors



Branco



Cinza



Bege



Tabaco

Formatos / Sizes



34x66,5
 13,4"x26,2"




45x45
 18"x18"

Pavimento Coordenado / Matching Floor

halma

Brilho / Glossy

Cores / Colors



Branco



Bege



Cinza



Tabaco

Decors



Halma Turn Cinza HM13R
34x66,5 - 13,4"x26,2" / R17

€/m²



Halma Turn Tabaco HM43R
34x66,5 - 13,4"x26,2" / R17

€/m²

Formatos / Sizes

Pavimento Coordenado / Matching Floor

Outros / Others



34x66,5
13,4"x26,2"



45x45
18"x18"


Rodapé / Skirting



7,5x45
3"x18"

Branco	HM05R / R16	HM05 / M14	RHM05 / P06
Cinza	HM15R / R16	HM15 / M14	RHM15 / P06
Bege	HM25R / R16	HM25 / M14	RHM25 / P06
Tabaco	HM45R / R16	HM45 / M14	RHM45 / P06
espessura (mm) thickness (mm)	10 / 9*	9 / 8*	
m ² / caixa sqm / box	1,13 / 1,36*	1,00 / 1,62*	
m ² / pal sqm / pal	45,20 / 54,40*	68,00 / 77,76*	
kg / pal kg / pal	840 / 843*	1340 / 1330*	

Pavimento Coordenado / Matching Floor



Branco



Cinza



Bege



Tabaco






evolution grey 34x66,5
 evolution pearl 34x66,5
 evolution square blue 34x66,5
 linea cinza 33,3x33,3



evolution

Informação Técnica / Technical Information


Revestimento Pasta Branca
 White Body Wall Tiles

Acabamento / Finish

Brilho / Glossy

Aplicação / Application

Interior

Cores / Colors




Pearl



Light Grey



Grey



Anthracite

Formatos / Sizes



34x66,5
 13,4"x26,2"

evolution

Brilho / Glossy



evolution anthracite 34x66,5
modulo evolution 16,9x16,9



evolution

Brilho / Glossy

Cores / Colors



Pearl



Light Grey



Grey



Anthracite

Formatos / Sizes




34x66,5
13,4"x26,2"

Pearl	EN01R / R16
Light Grey	EN10R / R16
Grey	EN17R / R16
Anthracite	EN90R / R16
espessura (mm) thickness (mm)	10 / 9*
m ² / caixa sqm / box	1,13 / 1,36*
m ² / pal sqm / pal	45,20 / 54,40*
kg / pal kg / pal	840 / 843*

* Produções a partir de 2021 / Productions from 2021

Decors



Decor Mosaico Evolution EN12R
34x66,5 - 13,4"x26,2" / R17

€/m²



Decor Evolution Geom Patch EN15R
34x66,5 - 13,4"x26,2" / R17

€/m²



Decor Evolution Square Blue EN55R
34x66,5 - 13,4"x26,2" / R17

€/m²



Módulo Evolution EEN82
16,9x16,9 - 6,65"x6,65" / P16

Pavimento Recomendado / Recommended Floor

on-road (pág.24)




Fog

newstreet (pág.34)



Grey



Night



Smoke



Grey



Fog

everstone (pág.48)




Anthracite



Grey

urban (pág.56)



Black



Anthracite



Light Grey

traffic (pág.282)



Soft Preto




Soft Cinza

villeneuve (pág.283)



Dark Grey



Grey




vogue white 34x66,5
 vogue grey 34x66,5
 villeneuve dark grey 45x45



vogue

Informação Técnica / Technical Information

 **Revestimento Pasta Branca**
 White Body Wall Tiles


Acabamento / Finish

Brilho / Glossy

Aplicação / Application

Interior

Cores / Colors



White



Grey




Cream

Formatos / Sizes



34x66,5
 13,4"x26,2"

Cores / Colors



White



Grey



Cream

Formatos / Sizes



34x66,5
13,4"x26,2"

White	VO01R / R16
Grey	VO10R / R16
Cream	VO20R / R16
espessura (mm) thickness (mm)	10 / 9*
m ² / caixa sqm / box	1,13 / 1,36*
m ² / pal sqm / pal	45,20 / 54,40*
kg / pal kg / pal	840 / 843*

* Produções a partir de 2021 / Productions from 2021

Decors



Decor Mosaico Vogue VO42R
34x66,5 - 13,4"x26,2" / R17

€/m²

Pavimento Recomendado / Recommended Floor

on-road (pág.24)



Fog



Grey



Beige

urban (pág.34)



Black



Anthracite



Light Grey

lodge (pág.62)



Beige



Brown



Dark Brown


nordic (pág.68)



Grey



Beige



Caramel



Brown

feel good (pág.76)



Milk



Caviar



Nut



Tea



Caramel


traffic (pág.282)




Soft Preto



Soft Cinza



Dark Grey



Grey

villeneuve (pág.283)





legend cream 34x66,5
 decor flecha cream 34x66,5
 legend cream 45x45



Legend

Informação Técnica / Technical Information


Revestimento Pasta Branca
 White Body Wall Tiles


HARDLINE
Grês Porcelanato Vidrado
 Glazed Porcelain Tiles

Acabamento / Finish

Mate / Matte

Pavimento Mate / Matte Floor

Aplicação / Application

Interior

Interior


Cores / Colors



Light Grey



Grey



Light Cream



Cream

Formatos / Sizes



34x66,5
 13,4"x26,2"



45x45
 18"x18"

Pavimento Coordenado / Matching Floor

Cores / Colors



Light Grey



Grey



Light Cream



Cream

Decors



Decor Flecha Grey LD11R
34x66,5 - 13,4"x26,2" / R17

€/m²



Decor Flecha Cream LD21R
34x66,5 - 13,4"x26,2" / R17

€/m²

Formatos / Sizes

Pavimento Coordenado / Matching Floor



34x66,5
13,4"x26,2"



45x45
18"x18"

Light Grey	LD10R / R16	-
Grey	LD17R / R16	LD15 / M14
Light Cream	LD20R / R16	-
Cream	LD27R / R16	LD25 / M14
espessura (mm) thickness (mm)	10 / 9*	9 / 8*
m ² / caixa sqm / box	1,13 / 1,36*	1,00 / 1,62*
m ² / pal sqm / pal	45,20 / 54,40*	68,00 / 77,76*
kg / pal kg / pal	840 / 843*	1340 / 1330*

Pavimento Coordenado / Matching Floor



Grey



Cream




concept white gloss
concept black gloss
concept grey gloss
linea diamond black 33,3x33,3



concept

Informação Técnica / Technical Information

 Revestimento Pasta Branca
White Body Wall Tiles


Acabamento / Finish

Brilho / Glossy

Aplicação / Application

Interior

Cores / Colors




White Gloss




Grey Gloss



Red Gloss



Black Gloss



White Matte

Formatos / Sizes




(20/12,4/7,4)x60
(7,9/4,9/2,9")x23,6"

concept

Brilho / Glossy

Cores / Colors



White Gloss



Grey Gloss

STOCK OFF




Red Gloss

STOCK OFF



Black Gloss

STOCK OFF




White Matte

Formatos / Sizes



(20/12,4/7,4)x60
(7,9"/4,9"/2,9")x23,6"

White Gloss	CC06R / R20
Grey Gloss	CC10R / R21
Red Gloss	CC80R / R24
Black Gloss	CC90R / R21
White Matte	CC03R / R20
espessura (mm) thickness (mm)	11
m ² / caixa sqm / box	0,96
m ² / pal sqm / pal	40,32
kg / pal kg / pal	783



concept red gloss
concept white gloss




diamond cashmere 20x60
decor boutique petroleum 20x60




diamond petroleum 20x60
decor runaway petroleum 20x60
diamond grey 20x60
natura branco brilho 20x60
linea diamond petroleum 33,3x33,3

diamond

Informação Técnica / Technical Information

 **Revestimento Pasta Branca**
White Body Wall Tiles

 **Pavimento Grés Vidrado Pasta Branca**
Glazed White Body Floor Tiles

Acabamento / Finish

Brilho / Glossy


Pavimento Mate / Matte Floor

Aplicação / Application


Interior

Interior

Cores / Colors



Branco Brilho



Grey



Petroleum




Cherry



Cashmere



Olive



Dark Brown

Formatos / Sizes



20x60
7,9"x23,6"




33,3x33,3
13,1"x13,1"

Pavimento Coordenado / Matching Floor



diamond

Brilho / Glossy

Cores / Colors

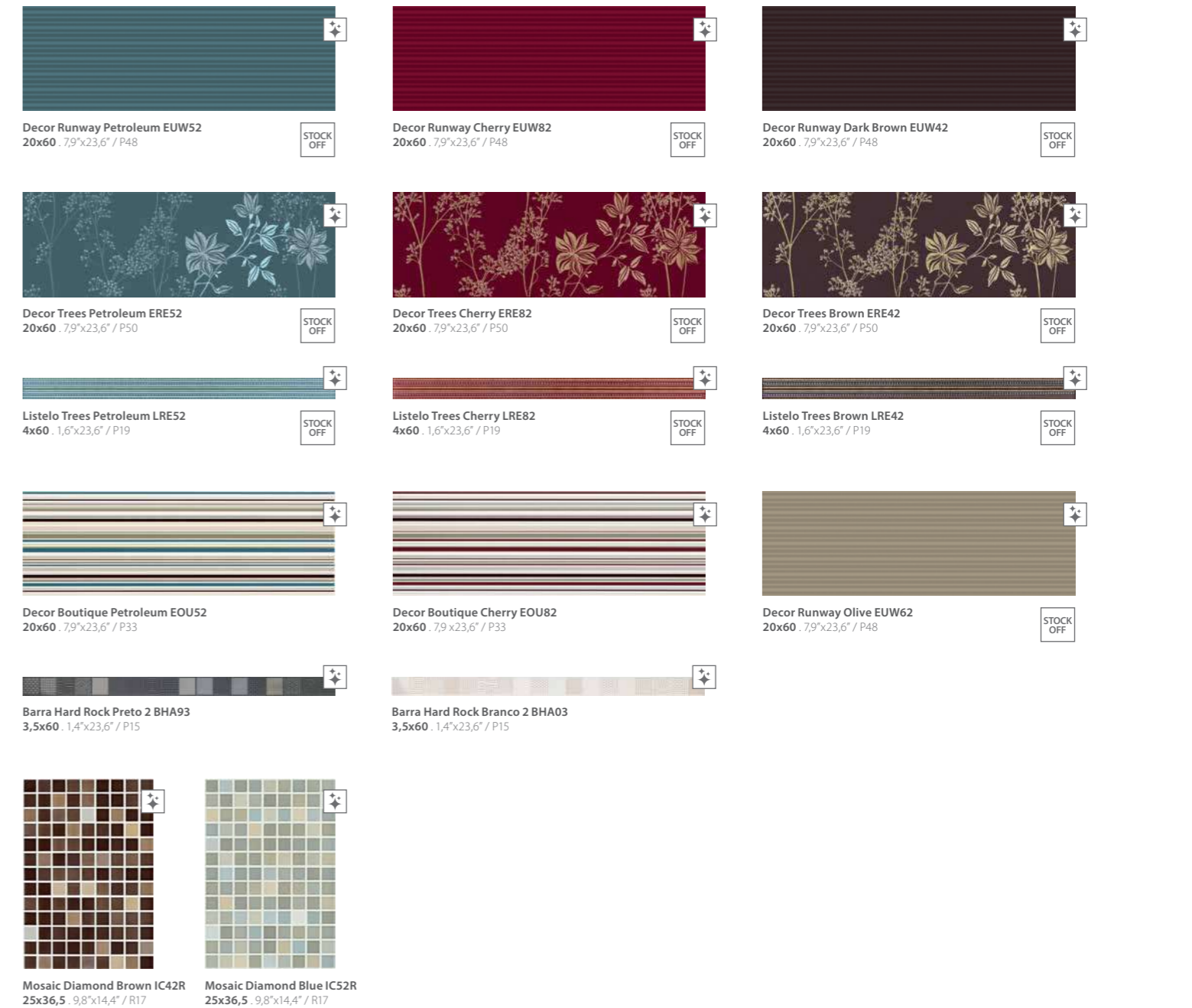


Formatos / Sizes

	 20x60 7,9"x23,6"	 33,3x33,3 13,1"x13,1"	
Natura Branco Brilho	NT06R / R15	Linea Diamond Petroleum	NE52 / M11
Grey	DM12R / R16	Linea Diamond Cherry	NE82 / M14
Petroleum	DM52R / R16	Linea Diamond Olive	NE62 / M11
Cherry	DM82R / R17	Linea Diamond Dark Brown	NE42 / M11
Cashmere	DM22R / R16		-
Olive	DM62R / R16		-
Dark Brown	DM42R / R16		-
espessura (mm) thickness (mm)	10		8,5
m ² / caixa sqm / box	0,96		1,44
m ² / pal sqm / pal	46,08		66,24
kg / pal kg / pal	740		1100

Pavimento Coordenado / Matching Floor

Decors



Pavimento Coordenado / Matching Floor



As peças decoradas podem sofrer alteração de tonalidade em relação à base respectiva. / Tonality in decorated pieces might differ from the original.





sweet tangerine 20x60
decor candy 2 20x60
sweet vanilla 33,3x33,3



sweet

Informação Técnica / Technical Information

 **Revestimento Pasta Branca**
White Body Wall Tiles

 **Pavimento Grés Vidrado Pasta Branca**
Glazed White Body Floor Tiles

Acabamento / Finish

Brilho / Glossy


Pavimento Brilho / Glossy Floor

Aplicação / Application


Interior

Interior


Cores / Colors




Chantilly



Vanilla



Tangerine



Pistachio



Blueberry

Formatos / Sizes



20x60
7,9"x23,6"



33,3x33,3
13,1"x13,1"

Pavimento Coordenado / Matching Floor

Cores / Colors



Chantilly



Vanilla



Tangerine




Pistachio



Blueberry

Decors



Decor Candy 2 ECY61
20x60 . 7,9"x23,6" / P31




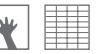
Mosaico Candy 2 ECY02
20x20 . 7,9"x7,9" / P41



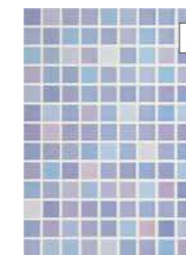
Decor Candy 1 ECY51
20x60 . 7,9"x23,6" / P31




Mosaico Candy 1 ECY01
20x20 . 7,9"x7,9" / P41



Mosaic Sweet Pistachio IC61R
25x36,5 . 9,8"x14,4" / R17



Mosaic Sweet Blueberry IC51R
25x36,5 . 9,8"x14,4" / R17



Mosaic Sweet Tangerine IC81R
25x36,5 . 9,8"x14,4" / R17

Formatos / Sizes



20x60
7,9"x23,6"




33,3x33,3
13,1"x13,1"

	20x60 / R15	33,3x33,3 / M11
Chantilly	SW01R / R15	-
Vanilla	SW20R / R15	SW20 / M11
Tangerine	SW80R / R16	SW80 / M12
Pistachio	SW60R / R16	SW60 / M12
Blueberry	SW50R / R16	SW50 / M11
espessura (mm) thickness (mm)	10	8,5
m ² / caixa sqm / box	0,96	1,44
m ² / pal sqm / pal	46,08	66,24
kg / pal kg / pal	740	1100

Pavimento Coordenado / Matching Floor

Pavimento Coordenado / Matching Floor



Vanilla



Tangerine



Pistachio




Blueberry


As peças decoradas podem sofrer alteração de tonalidade em relação à base respectiva. / Tonality in decorated pieces might differ from the original.



anya

Informação Técnica / Technical Information

 **Revestimento Pasta Branca**
White Body Wall Tiles

 **Pavimento Grés Vidrado Pasta Branca**
Glazed White Body Floor Tiles

Acabamento / Finish

Brilho / Glossy


Pavimento Mate / Matte Floor

Aplicação / Application

Interior

Interior

Cores / Colors




Cream



Beige



Brown



Natura Branco Brilho



Grey

Formatos / Sizes



20x60
7,9"x23,6"



33,3x33,3
13,1"x13,1"


Pavimento Coordenado / Matching Floor

anya beige 20x60
decor anya shape beige 20x60
anya brown 20x60
flecha anya cream 20x40
anya beige 33,3x33,3

anya
Brilho / Glossy




anya cream 20x60
decor anya flower cream 20x60
anya cream 33,3x33,3





anya cream 20x60
decor anya gold cream 20x60
anya cream 33,3x33,3

Cores / Colors

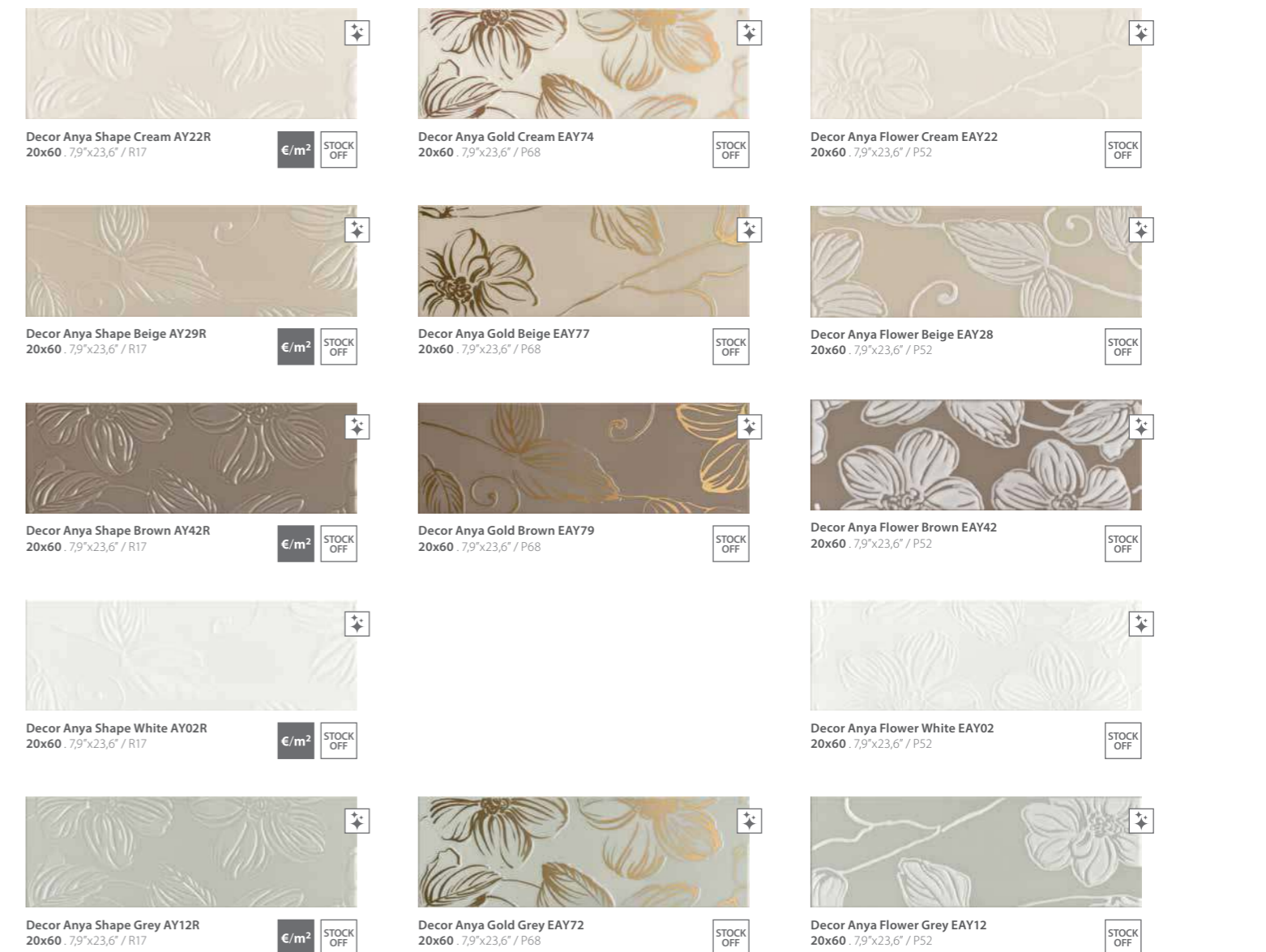


Formatos / Sizes

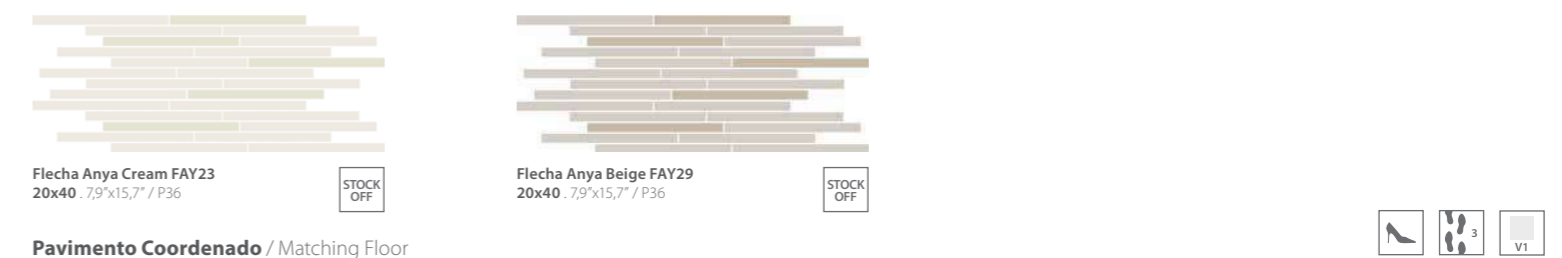
	 20x60 7,9"x23,6"	 33,3x33,3 13,1"x13,1"
Cream	AY20R / R16	AY20 / M12
Beige	AY27R / R16	AY27 / M12
Brown	AY40R / R16	AY40 / M12
Natura Branco Brilho	NT06R / R15	-
Grey	AY10R / R16	AY10 / M12
espessura (mm) thickness (mm)	10	8,5
m² / caixa sqm / box	0,96	1,44
m² / pal sqm / pal	46,08	66,24
kg / pal kg / pal	740	1100

Pavimento Coordenado / Matching Floor

Decors



Decors




Pavimento Coordenado / Matching Floor



As peças decoradas podem sofrer alteração de tonalidade em relação à base respectiva. / Tonality in decorated pieces might differ from the original.




sicília branco liso brilho 33,3x50
 viva colors 33,3x50
 linea diamond black 33,3x33,3



viva / sicília / minimal

Informação Técnica / Technical Information

 **Revestimento Pasta Branca**
 White Body Wall Tiles

Acabamento / Finish

Brilho / Glossy

Aplicação / Application

Interior

Cores / Colors



Viva Blue




Viva Grey




Viva Cream




Viva Colors




Sicília Branco Liso Brilho




Sicília Branco Liso Mate




Sicília Cinza Brilho



Sicília Pergamon



Minimal Branco Brilho Estruturado



Minimal Branco Mate Estruturado

Formatos / Sizes



33,3x50
 13,1"x19,7"

Pavimento Coordenado / Matching Floor




33,3x33,3
 13,1"x13,1"


viva / sicília / minimal

Brilho / Glossy

Coors / Colors




Viva Blue




Viva Grey




Viva Cream




Viva Colors




Sicília Branco Liso Brilho




Sicília Cinza Brilho




Sicília Pergamon



Sicília Branco Liso Mate



Minimal Branco Brilho Estruturado



Minimal Branco Mate Estruturado

Formatos / Sizes



Viva Blue	VA50R / R13
Viva Grey	VA10R / R13
Viva Cream	VA20R / R13
Viva Colors	VA70R / R13
Sicília Branco Liso Brilho	SL09R / R10
Sicília Cinza Brilho	SL17R / R10
Sicília Pergamon	SL27R / R10
Sicília Branco Liso Mate	SL08R / R10
Minimal Branco Brilho Estruturado	NI05R / R10
Minimal Branco Mate Estruturado	NI01R / R10
espessura (mm) thickness (mm)	Viva 9,5 Sicília / Minimal 8,5
m ² / caixa sqm / box	1,67 1,67
m ² / pal sqm / pal	46,76 53,44
kg / pal kg / pal	720 777

Pavimento Coordenado / Matching Floor



Linea Diamond Petroleum	NE52 / M11
Linea Diamond Black	NE92 / M11
Linea Craft	NE40 / M12
Linea Diamond Dark Brown	NE42 / M11
	-
	-
	-
	-
	-
	-
	-
	-
	-
	-
	8,5
	1,44
	66,24
	1100

Decors



Barra Vidro Cinza BVD10
3x50 . 1,2"x19,7" / P32



Barra Vidro Amarelo BVD70
3x50 . 1,2"x19,7" / P32



Barra Vidro Craft BVD40
3x50 . 1,2"x19,7" / P32



Listelo Utopia Bege LUA20
1,8x33,3 . 0,7"x13,1" / P15



Listelo Utopia Azul LUA50
1,8x33,3 . 0,7"x13,1" / P15

Pavimento Coordenado / Matching Floor



Linea Diamond Petroleum



Linea Diamond Black



Linea Craft



Linea Diamond Dark Brown





decor melody 2 33,3x50
 emotions morango 33,3x50
 emotions talco 33,3x50



emotions

Informação Técnica / Technical Information

 **Revestimento Pasta Branca**
 White Body Wall Tiles

 **Pavimento Grés Vidrado Pasta Branca**
 Glazed White Body Floor Tiles

Acabamento / Finish

Brilho / Glossy


Pavimento Mate / Matte Floor

Aplicação / Application

Interior

Interior

Cores / Colors




Cacau



Morango



Sol




Lima



Céu



Água



Marfim



Talco

Formatos / Sizes



33,3x50
 13,1"x19,7"

Pavimento Coordenado / Matching Floor



33,3x33,3
 13,1"x13,1"

emotions

Brilho / Glossy

Cores / Colors



Cacau



Morango



Sol



Lima



Céu



Água



Marfim



Talco

Formatos / Sizes



33,3x50
13,1"x19,7"



33,3x33,3
13,1"x13,1"

Cacau	ES40R / R12	Space Castanho	SP40 / M12
Morango	ES85R / R18	Space Vermelho	SP85 / M17
Sol	ES80R / R14	Space Laranja	SP80 / M17
Lima	ES65R / R14	Space Verde Lima	SP61 / M17
Céu	ES55R / R12	Space Céu	SP55 / M12
Água	ES60R / R12	Space Verde Água	SP60 / M10
Marfim	ES20R / R12	Space Bege	SP20 / M10
Talco	ES01R / R12		-
espessura (mm) thickness (mm)	8,5		8,5
m ² / caixa sqm / box	1,67		1,44
m ² / pal sqm / pal	53,44		66,24
kg / pal kg / pal	777		1100

Pavimento Coordenado / Matching Floor

Decors



Decor Flower Cacau EFW40
33,3x50 . 13,1"x19,7" / P54



Decor Flower Morango EFW85
33,3x50 . 13,1"x19,7" / P54



Decor Flower Sol EFW80
33,3x50 . 13,1"x19,7" / P54



Decor Melody 1 EXA04
33,3x50 . 13,1"x19,7" / P55



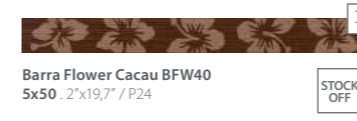
Decor Flower Lima EFW65
33,3x50 . 13,1"x19,7" / P54



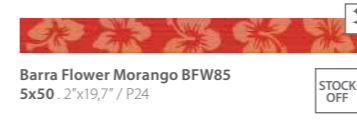
Decor Flower Céu EFW55
33,3x50 . 13,1"x19,7" / P54




Decor Melody 2 EXB04
33,3x50 . 13,1"x19,7" / P55



Barra Flower Cacau BFW40
5x50 . 2"x19,7" / P24



Barra Flower Morango BFW85
5x50 . 2"x19,7" / P24




Barra Flower Sol BFW80
5x50 . 2"x19,7" / P24



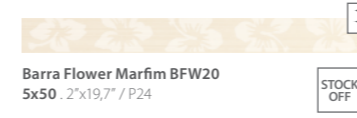
Barra Flower Lima BFW65
5x50 . 2"x19,7" / P24




Barra Flower Céu BFW55
5x50 . 2"x19,7" / P24



Barra Flower Água BFW60
5x50 . 2"x19,7" / P24



Barra Flower Marfim BFW20
5x50 . 2"x19,7" / P24



Barra Flower Talco BFW01
5x50 . 2"x19,7" / P24



Pavimento Coordenado / Matching Floor



Space Castanho



Space Vermelho



Space Laranja




Space Verde Lima



Space Céu



Space Verde Água




Space Bege

As peças decoradas podem sofrer alteração de tonalidade em relação à base respectiva. / Tonality in decorated pieces might differ from the original.




linea bege 33,3x50
decor line 1 caqui 33,3x50
linea caqui 33,3x33,3




linea bege 33,3x50

linea

Informação Técnica / Technical Information

 **Revestimento Pasta Branca**
White Body Wall Tiles

 **Pavimento Grés Vidrado Pasta Branca**
Glazed White Body Floor Tiles

Acabamento / Finish

Mate / Matte


Pavimento Mate / Matte Floor

Aplicação / Application

Interior

Interior

Cores / Colors




Antracite



Cinza



Branco



Caqui



Craft



Bege

Formatos / Sizes



33,3x50
13,1"x19,7"




33,3x33,3
13,1"x13,1"

Pavimento Coordenado / Matching Floor

Cores / Colors




Antracite




Cinza



Branco



Caqui



Craft



Bege

Formatos / Sizes



33,3x50
13,1"x19,7"



33,3x33,3
13,1"x13,1"

Antracite	NE90R / R11	NE90 / M12
Cinza	NE10R / R11	NE10 / M12
Branco	NE01R / R11	NE01 / M12
Caqui	NE60R / R11	NE60 / M12
Craft	NE40R / R11	NE40 / M12
Bege	NE20R / R11	NE20 / M12
espessura (mm) thickness (mm)	8,5	8,5
m ² / caixa sqm / box	1,67	1,44
m ² / pal sqm / pal	53,44	66,24
kg / pal kg / pal	777	1100

Pavimento Coordenado / Matching Floor

Decors



Decor Linea 1 Antracite ENE91
33,3x50 . 13,1"x19,7" / P56



Decor Linea 1 Branco ENE01
33,3x50 . 13,1"x19,7" / P56



Decor Linea 1 Caqui ENE61
33,3x50 . 13,1"x19,7" / P56



Decor Linea 1 Bege ENE21
33,3x50 . 13,1"x19,7" / P56



Barra Linea Azuis BNE50
5x50 . 2"x19,7" / P28



Barra Linea Vermelhos BNE80
5x50 . 2"x19,7" / P28

Pavimento Coordenado / Matching Floor



Antracite



Cinza



Branco



Caqui



Craft



Bege

As peças decoradas podem sofrer alteração de tonalidade em relação à base respectiva. / Tonality in decorated pieces might differ from the original.





mosaico ilustre cream 33,3x33,3
 ilustre cream 33,3x50
 barra rosemary 1 cream 6,5x50
 ilustre cream 33,3x33,3



ilustre

Informação Técnica / Technical Information

 **Revestimento Pasta Branca**
 White Body Wall Tiles

 **Pavimento Grés Vidrado Pasta Branca**
 Glazed White Body Floor Tiles

Acabamento / Finish

Brilho / Glossy


Pavimento Brilho / Glossy Floor

Aplicação / Application


Interior

Interior

Cores / Colors



Grey



Cream

Formatos / Sizes



33,3x50
 13,1"x19,7"



33,3x33,3
 13,1"x13,1"

Pavimento Coordenado / Matching Floor

ilustre
Brilho / Glossy



ilustre cream 33,3x50
barra rosemary 1 cream 6,5x50
ilustre cream 33,3x33,3



decor rosemary cream 33,3x50

Cores / Colors



Grey



Cream

Formatos / Sizes



33,3x50
13,1"x19,7"

Grey	IU10R / R13
Cream	IU20R / R13
	-
	-
espessura (mm) thickness (mm)	8,5
m ² / caixa sqm / box	1,67
m ² / pal sqm / pal	53,44
kg / pal kg / pal	777

Pavimento Coordenado / Matching Floor




33,3x33,3
13,1"x13,1"

Grey	IU10 / M12
Cream	IU20 / M12
Linea Cinza	NE10 / M12
Linea Craft	NE40 / M12
	8,5
	1,44
	66,24
	1100

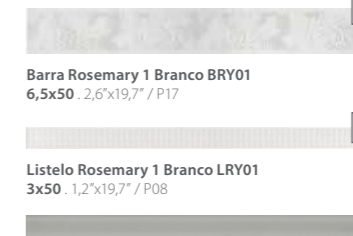
Decors



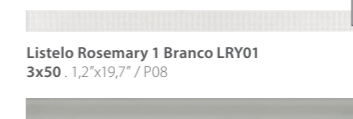
Decor Rosemary 2 Branco ERY12
33,3x50 . 13,1"x19,7" / P48



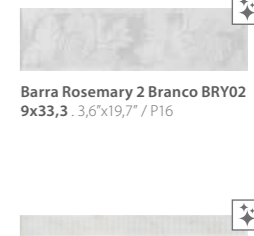
Decor Rosemary 4 Branco ERY14
33,3x50 . 13,1"x19,7" / P44



Barra Rosemary 1 Branco BRY01
6,5x50 . 2,6"x19,7" / P17



Listelo Rosemary 1 Branco LRY01
3x50 . 1,2"x19,7" / P08




Barra Rosemary 2 Branco BRY02
9x33,3 . 3,6"x19,7" / P16



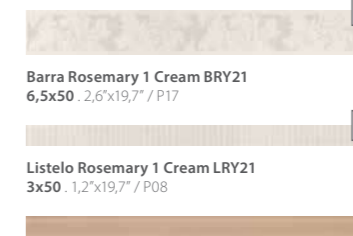
Listelo Rosemary 2 Branco LRY02
3x33,3 . 1,2"x19,7" / P06



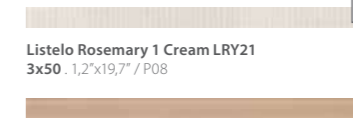
Decor Rosemary 2 Cream ERY22
33,3x50 . 13,1"x19,7" / P48



Decor Rosemary 4 Cream ERY24
33,3x50 . 13,1"x19,7" / P44




Barra Rosemary 1 Cream BRY21
6,5x50 . 2,6"x19,7" / P17



Listelo Rosemary 1 Cream LRY21
3x50 . 1,2"x19,7" / P08




Barra Rosemary 2 Cream BRY22
9x33,3 . 3,6"x19,7" / P16




Listelo Rosemary 2 Cream LRY22
3x33,3 . 1,2"x19,7" / P06

Barra Vidro Cinza BVD10
3x50 . 1,2"x19,7" / P32

Barra Vidro Craft BVD40
3x50 . 1,2"x19,7" / P32



Mosaico Ilustre Grey EIU10
33,3x33,3 . 13,1"x13,1" / P30



Mosaico Ilustre Cream EIU20
33,3x33,3 . 13,1"x13,1" / P30

Formatos / Sizes



33,3x50
13,1"x19,7"

Grey	IU10R / R13
Cream	IU20R / R13
	-
	-
espessura (mm) thickness (mm)	8,5
m ² / caixa sqm / box	1,67
m ² / pal sqm / pal	53,44
kg / pal kg / pal	777


Pavimento Coordenado / Matching Floor




33,3x33,3
13,1"x13,1"

Grey	IU10 / M12
Cream	IU20 / M12
Linea Cinza	NE10 / M12
Linea Craft	NE40 / M12
	8,5
	1,44
	66,24
	1100

Pavimento Coordenado / Matching Floor



Grey



Cream



Linea Cinza



Linea Craft

salerno

Mate / Matte

Cores / Colors




Antracite


STOCK OFF



Branco Mate Estruturado



Branco Liso



Branco Mate Liso



Branco Relevô

Decors



Decor Smoke ESK01
25x36,5 - 9,8"x14,4"
(SL01R) / P24

STOCK OFF



Decor Salerno 1 E00A1
25x36,5 - 9,8"x14,4"
(SL06R) / P33

STOCK OFF



Decor Salerno 2 E00A2
25x36,5 - 9,8"x14,4"
(SL06R) / P33

STOCK OFF




Decor Light E00D1
25x36,5 - 9,8"x14,4"
(SL06R) / P26

STOCK OFF



Barra Smoke BSK90
5x25 - 2"x9,8" / P11

STOCK OFF



Barra Salerno 1 B00A1
3,5x25 - 1,4"x9,8" / P42

STOCK OFF



Barra Salerno 2 B00A2
3,5x25 - 1,4"x9,8" / P42

STOCK OFF



Barra Ninfa BNF01
6x25 - 2,3"x9,8" / P11

STOCK OFF



Meia Cana Platina Lisa Brilho M2PT1
2x25 - 0,8"x9,8" / P11

STOCK OFF



Listelo Smoke LSK90
3x25 - 1,2"x9,8" / P12

STOCK OFF



Barra Salerno Bege BSL20
5x25 - 2"x9,8" / P11

STOCK OFF



Barra Salerno Azul BSL50
5x25 - 2"x9,8" / P11

STOCK OFF



Barra Salerno Cinza BSL10
5x25 - 2"x9,8" / P11

STOCK OFF



Meia Cana Platina Ondulada Brilho M2PT2
2x25 - 0,8"x9,8" / P11

STOCK OFF



Listelo Salerno Bege LSL20
2x25 - 0,8"x9,8" / P07

STOCK OFF



Listelo Salerno Azul LSL50
2x25 - 0,8"x9,8" / P07

STOCK OFF



Listelo Salerno Cinza LSL10
2x25 - 0,8"x9,8" / P07

STOCK OFF

Formatos / Sizes




25x36,5
9,8"x14,4"



20x40
7,9"x15,7"

Antracite	SL91R / R08	Branco Mate	SL03R / R06
Branco Mate Estruturado	SL01R / R06	Branco Brilho	SL07R / R06
Branco Liso	SL06R / R01		-
Branco Mate Liso	SL02R / R06		-
Branco Relevô	SL05R / R03		-
espessura (mm) thickness (mm)	8		8
m ² / caixa sqm / box	1,00		0,88
m ² / pal sqm / pal	72,00		63,36
kg / pal kg / pal	980		840




salerno smoke 25,36,5
listelo smoke 3x25


mosaic

Brilho / Glossy


Cores / Colors




Diamond Brown




Diamond Blue




Biza Azul



Sweet Pistachio



Sweet Tangerine




Sweet Blueberry


Pavimento Coordenado / Matching Floor



Linea Diamond Dark Brown




Linea Diamond Olive




Linea Diamond Petroleum




Space Céu



Sweet Pistachio



Sweet Tangerine



Sweet Blueberry

Formatos / Sizes

Pavimento Coordenado / Matching Floor




25x36,5
9,8"x14,4"



33,3x33,3
13,1"x13,1"

Diamond Brown	IC42R / R17
Diamond Blue	IC52R / R17
Biza Azul	IC50R / R17
Sweet Pistachio	IC61R / R17
Sweet Tangerine	IC81R / R17
Sweet Blueberry	IC51R / R17
espessura (mm) thickness (mm)	8,8
m ² / caixa sqm / box	1,00
m ² / pal sqm / pal	66,00
kg / pal kg / pal	960

Linea Diamond Dark Brown	NE42 / M11
Linea Diamond Olive	NE62 / M11
Linea Diamond Petroleum	NE52 / M11
Space Céu	SP55 / M12
Sweet Pistachio	SW60 / M12
Sweet Tangerine	SW80 / M12
Sweet Blueberry	SW50 / M11
espessura (mm) thickness (mm)	8,5
m ² / caixa sqm / box	1,44
m ² / pal sqm / pal	66,24
kg / pal kg / pal	1100



mosaic biza azul 25x36,5

construcer

ADVANCED CERAMICS

traffic

Mate / Matte

Cores / Colors



Traffic Soft Preto RF91
30x60 . 11,8"x23,6" / C01



Traffic Soft Cinza RF11
30x60 . 11,8"x23,6" / C01



Traffic Soft Preto URF95
45x45 . 18"x18" / C01



Traffic Soft Cinza URF15
45x45 . 18"x18" / C01




Rodapé Traffic Soft Preto RRF95
7,5x45 . 3"x18" / E10




Rodapé Traffic Soft Cinza RRF15
7,5x45 . 3"x18" / E10

Decors



Decor Traffic 1 ERF11
29,4x29,4 . 11,6"x11,6" / E42

STOCK OFF



Decor Traffic 2 ERF22
29,4x29,4 . 11,6"x11,6" / E42

STOCK OFF

Formatos / Sizes



30x60
11,8"x23,6"



45x45
18"x18"


espessura (mm) thickness (mm)	9,3 / 8,5*	9 / 8*
m² / caixa sqm / box	1,26 / 1,44*	1,00 / 1,62*
m² / pal sqm / pal	50,40 / 57,60*	68,00 / 77,76*
kg / pal kg / pal	1020 / 1077*	1340 / 1330*

* Produções a partir de 2021 / Productions from 2021

villeneuve

Brilho / Glossy

Cores / Colors



Villeneuve White VU05
45x45 . 18"x18" / M14



Rodapé Villeneuve White RVU05
7,5x45 . 3"x18" / P06



Villeneuve Grey VU15
45x45 . 18"x18" / M14



Rodapé Villeneuve Grey RVU15
7,5x45 . 3"x18" / P06



Villeneuve Dark Grey VU17
45x45 . 18"x18" / M14



Rodapé Villeneuve Dark Grey RVU17
7,5x45 . 3"x18" / P06

Formatos / Sizes



45x45
18"x18"

espessura (mm) thickness (mm)	9 / 8*
m² / caixa sqm / box	1,00 / 1,62*
m² / pal sqm / pal	68,00 / 77,76*
kg / pal kg / pal	1340 / 1330*

* Produções a partir de 2021 / Productions from 2021

SO

Mate / Matte

Cores / Colors



So Grey SO19
60x60 . 23,6"x23,6" / M17



Rodapé So Grey RSO19
8x60 . 3,1"x23,6" / P13



So Beige SO29
60x60 . 23,6"x23,6" / M17



Rodapé So Beige RSO29
8x60 . 3,1"x23,6" / P13

Formatos / Sizes



60x60
23,6"x23,6"

espessura (mm) thickness (mm)	10 / 9*
m² / caixa sqm / box	1,08
m² / pal sqm / pal	34,56
kg / pal kg / pal	760 / 682*

* Produções a partir de 2021 / Productions from 2021

jamaica

Mate / Matte

Cores / Colors



Jamaica Preto JI90
33x33 . 13"x13" / M12



Rodapé Jamaica Preto R3JI90
7,5x33 . 3"x13" / P03



Jamaica Cinza JI10
33x33 . 13"x13" / M12



Rodapé Jamaica Cinza R3JI10
7,5x33 . 3"x13" / P03



Jamaica Golden JI70
33x33 . 13"x13" / M12



Rodapé Jamaica Golden R3JI70
7,5x33 . 3"x13" / P03




Jamaica Bege JI20
33x33 . 13"x13" / M12



Rodapé Jamaica Bege R3JI20
7,5x33 . 3"x13" / P03

Decors



Decor Jamaica Preto EJ190
33x33 . 13"x13" / P27



Decor Jamaica Cinza EJ110
33x33 . 13"x13" / P27



Decor Jamaica Bege/Golden EJ122
33x33 . 13"x13" / P31

Formatos / Sizes



33x33
13"x13"

espessura (mm) thickness (mm)	7,8
m² / caixa sqm / box	1,40
m² / pal sqm / pal	64,40
kg / pal kg / pal	1080

285

castilha / miramar

Mate / Matte

Cores / Colors



Castilha Rosso CT44
45x45 . 18"x18" / M12



Miramar Cotto RA84
45x45 . 18"x18" / M12



Miramar Creme RA24
45x45 . 18"x18" / M12

Formatos / Sizes



45x45
18"x18"

espessura (mm) thickness (mm)	9 / 9*
m ² / caixa sqm / box	1,00 / 1,42*
m ² / pal sqm / pal	68,00 / 68,16*
kg / pal kg / pal	1340 / 1335*

* Produções a partir de 2021 / Productions from 2021

jerez / vidago / out / pedras salgadas

Mate / Matte

Cores / Colors




Jerez Castanho JZ43
33x33 . 13"x13" / M10



Jerez Cinza JZ13
33x33 . 13"x13" / M10



Jerez Bege JZ23
33x33 . 13"x13" / M10



Vidago Cinza VG10
33x33 . 13"x13" / M10




Vidago Bege VG20
33x33 . 13"x13" / M10




Out Cinza OT10
33x33 . 13"x13" / M10



Out Preto OT90
33x33 . 13"x13" / M10



Out Bege OT20
33x33 . 13"x13" / M10



Out Craft OT40
33x33 . 13"x13" / M10



Pedras Salgadas Cinza PG10
33x33 . 13"x13" / M12



Pedras Salgadas Bege PG20
33x33 . 13"x13" / M12

Formatos / Sizes



33x33
13"x13"

espessura (mm) thickness (mm)	7,8	8,5
m ² / caixa sqm / box	1,40	1,40
m ² / pal sqm / pal	64,40	64,40
kg / pal kg / pal	1080	1100

alvito

Mate / Matte

Cores / Colors



Alvito Ocre AI43
33,3x33,3 - 13,1"x13,1" / M07



Alvito Natura AI23
33,3x33,3 - 13,1"x13,1" / M07



Rodapé Alvito Ocre R3AI43
7,5x33,3 - 3"x13,1" / P03



Rodapé Alvito Natura R3AI23
7,5x33,3 - 3"x13,1" / P03

Decors



Barra Alvito Ocre BAI43
16,5x33,3 - 6,5"x13,1" / P14



Barra Alvito Natura BAI23
16,5x33,3 - 6,5"x13,1" / P14

Formatos / Sizes



33,3x33,3
13,1"x13,1"

espessura (mm) thickness (mm)	7,8
m² / caixa sqm / box	1,55
m² / pal sqm / pal	71,30
kg / pal kg / pal	1080

terra

Mate / Matte

Cores / Colors



Terra Castanho TA44
33,3x33,3 - 13,1"x13,1" / M08



Terra Laranja TA74
33,3x33,3 - 13,1"x13,1" / M08



Terra Bege TA24
33,3x33,3 - 13,1"x13,1" / M08



Rodapé Terra Castanho R3TA44
7,5x33,3 - 3"x13,1" / P03



Rodapé Terra Laranja R3TA74
7,5x33,3 - 3"x13,1" / P03



Rodapé Terra Bege R3TA24
7,5x33,3 - 3"x13,1" / P03



Degrau Terra Castanho D3TA44
33,3x33,3 - 13,1"x 13,1" / P15



Degrau Terra Laranja D3TA74
33,3x33,3 - 13,1"x13,1" / P15



Degrau Terra Bege D3TA24
33,3x33,3 - 13,1"x13,1" / P15

Decors



Barra Alegria B3AG
16,5x33,3 - 6,5"x13,1" / P17

STOCK OFF



Flecha Terra 1 F8TA1
15,5x30 - 6,1"x11,8" / P15



Ângulo Terra 1 A7TA1
15,5x15,5 - 6,1"x6,1" / P15

Formatos / Sizes




33,3x33,3
13,1"x13,1"

espessura (mm) thickness (mm)	7,8
m² / caixa sqm / box	1,55
m² / pal sqm / pal	71,30
kg / pal kg / pal	1080

cádiz

Brilho / Glossy

Cores / Colors



Cádiz Marfil CZ21
45x45 . 18"x18" / M10



Cádiz Bege CZ24
45x45 . 18"x18" / M10



Cádiz Castanho CZ44
45x45 . 18"x18" / M10



Cádiz Rosso CZ84
45x45 . 18"x18" / M10



Rodapé Cádiz Marfil RGCZ21
7,5x45c . 3"x18" / P06



Rodapé Cádiz Bege RGCZ24
7,5x45 . 3"x18" / P06



Rodapé Cádiz Castanho RGCZ44
7,5x45 . 3"x18" / P06



Rodapé Cádiz Rosso RGCZ84
7,5x45 . 3"x18" / P06

Formatos / Sizes



45x45
18"x18"


espessura (mm) thickness (mm)	9 / 8*
m ² / caixa sqm / box	1,00 / 1,62*
m ² / pal sqm / pal	68,00 / 77,76*
kg / pal kg / pal	1340 / 1330*

* Produções a partir de 2021 / Productions from 2021

organic

Brilho / Glossy

Cores / Colors



Organic White RN01R
33,3x50 . 13,1"x19,7" / R09



Organic Beige RN20R
33,3x50 . 13,1"x19,7" / R09



Organic Craft RN40R
33,3x50 . 13,1"x19,7" / R09



Organic Grey RN10R
33,3x50 . 13,1"x19,7" / R09

Decors



Decor Organic White ERN01
33,3x50 . 13,1"x19,7" / P33



Decor Organic Beige ERN20
33,3x50 . 13,1"x19,7" / P33



Barra Organic White BRN01
6,5x50 . 2,5"x19,7" / P14



Barra Organic Beige BRN20
6,5x50 . 2,6"x19,7" / P14



Barra Organic Craft BRN40
6,5x50 . 2,6"x19,7" / P14



Barra Organic Grey BRN10
6,5x50 . 2,5"x19,7" / P14



Barra Vidro Craft BVD40
3x50 . 1,2"x19,7" / P32



Barra Vidro Cinza BVD10
3x50 . 1,2"x19,7" / P32

Pavimento Coordenado / Matching Floor



Linea Branco NE01
33,3x33,3 . 13,1"x13,1" / M12



Linea Bege NE20
33,3x33,3 . 13,1"x13,1" / M12



Linea Castanho Tropicália NE41
33,3x33,3 . 13,1"x13,1" / M12



Linea Cinza NE10
33,3x33,3 . 13,1"x13,1" / M12

Formatos / Sizes



33,3x50
13,1"x19,7"

espessura (mm) thickness (mm)	8,5
m ² / caixa sqm / box	1,67
m ² / pal sqm / pal	53,44
kg / pal kg / pal	777



33,3x33,3
13,1"x13,1"

espessura (mm) thickness (mm)	8,5
m ² / caixa sqm / box	1,44
m ² / pal sqm / pal	66,24
kg / pal kg / pal	1100

Pavimento Coordenado / Matching Floor


pisanino

Brilho / Glossy

Cores / Colors




Pisanino Preto PN91R
33,3x50 . 13,1"x19,7" / R11



Pisanino Branco PN01R
33,3x50 . 13,1"x19,7" / R10



Pisanino Preto PN95R
25x36,5 . 9,8"x14,4" / R08



Pisanino Branco PN05R
25x36,5 . 9,8"x14,4" / R07

Decors



Barra Pireu Preto BPU90
10x33,3 . 3,9"x13,1" / P15



Barra Pisanino BPN01
8x33,3 . 3,1"x13,1" / P16




Listelo Athens LHE01
5x25 . 2"x9,8" / P09

Pavimento Coordenado / Matching Floor



Pisanino Preto PN91
33,3x33,3 . 13,1"x13,1" / M08



Pisanino Branco PN01
33,3x33,3 . 13,1"x13,1" / M07

Formatos / Sizes

	33,3x50 13,1"x19,7"	25x36,5 9,8"x14,4"
espessura (mm) thickness (mm)	8,5	8
m ² / caixa sqm / box	1,67	1,00
m ² / pal sqm / pal	53,44	72,00
kg / pal kg / pal	777	980

Pavimento Coordenado / Matching Floor

	33,3x33,3 13,1"x13,1"
espessura (mm) thickness (mm)	8,5
m ² / caixa sqm / box	1,44
m ² / pal sqm / pal	66,24
kg / pal kg / pal	1100

maiorca

Brilho / Glossy

Cores / Colors



Maiorca Bege CA20R
33,3x50 . 13,1"x19,7" / R12



Maiorca Dourado CA70R
33,3x50 . 13,1"x19,7" / R12



Maiorca Azul Claro CA50R
33,3x50 . 13,1"x19,7" / R12



Maiorca Azul Escuro CA58R
33,3x50 . 13,1"x19,7" / R12

Decors




Listelo Maio Beje LMO20
6x33,3 . 2,4"x13,1" / P17




Listelo Maio Azul LMO50
6x33,3 . 2,4"x13,1" / P17


Pavimento Coordenado / Matching Floor



Maiorca Bege CA20
33,3x33,3 . 13,1"x13,1" / M07



Maiorca Dourado CA70
33,3x33,3 . 13,1"x13,1" / M07



Maiorca Azul Claro CA50
33,3x33,3 . 13,1"x13,1" / M07



Maiorca Azul Escuro CA58
33,3x33,3 . 13,1"x13,1" / M07

Formatos / Sizes

	33,3x50 13,1"x19,7"
espessura (mm) thickness (mm)	8,5
m ² / caixa sqm / box	1,67
m ² / pal sqm / pal	53,44
kg / pal kg / pal	777

Pavimento Coordenado / Matching Floor

	33,3x33,3 13,1"x13,1"
espessura (mm) thickness (mm)	8,5
m ² / caixa sqm / box	1,44
m ² / pal sqm / pal	66,24
kg / pal kg / pal	1100


hard rock

Brilho / Glossy


Cores / Colors



Hard Rock Branco HA01R
25x36,5 . 9,8"x14,4" / R06



Hard Rock Cinza Claro HA10R
25x36,5 . 9,8"x14,4" / R06



Hard Rock Bege HA20R
25x36,5 . 9,8"x14,4" / R06



Hard Rock Castanho HA40R
25x36,5 . 9,8"x14,4" / R06

Decors



Barra Hard Rock Branco 1 BHA01
3,5x25 . 1,4"x9,8" / P08

STOCK OFF



Barra Hard Rock Preto 1 BHA91
3,5x25 . 1,4"x9,8" / P08




Barra Hard Rock Castanho 1 BHA41
3,5x25 . 1,4"x9,8" / P08

Pavimento Coordenado / Matching Floor



Hard Rock Cinza Claro HA10
33x33 . 13"x13" / M11



Hard Rock Cinza Escuro HA13
33x33 . 13"x13" / M11



Hard Rock Bege HA20
33x33 . 13"x13" / M11



Hard Rock Castanho HA40
33x33 . 13"x13" / M11

Formatos / Sizes

Pavimento Coordenado / Matching Floor

	25x36,5 9,8"x14,4"	33x33 13"x13"
espessura (mm) thickness (mm)	8	7,8
m ² / caixa sqm / box	1,00	1,40
m ² / pal sqm / pal	72,00	64,40
kg / pal kg / pal	980	1080

alba

Brilho / Glossy

Cores / Colors



Alba Bege LB22R
25x36,5 . 9,8"x14,4" / R06



Alba Cinza LB12R
25x36,5 . 9,8"x14,4" / R06

Decors



Barra Alba Bege BLB22
8x25 . 3,1"x9,8" / P11



Barra Alba Cinza BLB12
8x25 . 3,1"x9,8" / P11




Listelo Alba Bege LLB22
4x25 . 1,6"x9,8" / P07



Listelo Alba Cinza LLB12
4x25 . 1,6"x9,8" / P07

Pavimento Coordenado / Matching Floor



Alba Bege LB22
33,3x33,3 . 13,1"x13,1" / M09



Alba Cinza LB12
33,3x33,3 . 13,1"x13,1" / M09

Formatos / Sizes

Pavimento Coordenado / Matching Floor

	25x36,5 9,8"x14,4"	33,3x33,3 13,1"x13,1"
espessura (mm) thickness (mm)	8	8
m ² / caixa sqm / box	1,00	1,55
m ² / pal sqm / pal	72,00	71,30
kg / pal kg / pal	980	1120

Packing List Prestige

formato formato format size format (cm)	espessura epaisseur thickness höhe (mm)	peça / caixa pieza / caja pièce / carton pieces / box stück / box	peças / m² pieza / m² pièces / m² pieces / sqm stück / m²	m² / caixa m² / caja m² / carton sqm / box m² / box	caixas / pal caja / pal carton / pal box / pal box / pal	m² / paleta m² / pal m² / pal sqm / pal m² / pal	kg / caixa kg / caja kg / carton kg / box kg / box	kg / pal
59x118,2	11	2	1,43	1,39	28	38,92	36,34	1040
19x118,2	11	4	4,45	0,90	48	43,20	23,60	1155
88,6x88,6	10,8	2	1,30	1,57	20	31,40	40,50	822
44,2x88,6	10,8	3	2,55	1,17	27	31,59	28,66	799
59x59	10 9*	3 3	2,87 2,87	1,04 1,04	32 32	33,28 33,28	22,94 19,76	750 657
29,4x59	10 9*	7 8	5,80 5,80	1,21 1,39	32 32	38,72 44,48	29,19 30,02	960 986
29,4x29,4	10 9*	13 14	11,57 11,57	1,12 1,21	38 38	42,56 45,98	24,52 22,92	960 896
14,6x14,6	10 9*	30 32	46,91 46,91	0,64 0,68	51 51	32,64 34,68	13,86 12,97	735 687
9,7x9,7	9 8*	60 66	106,28 106,28	0,56 0,62	112 112	62,72 69,44	11,29 11,04	1290 1261
60x60	10 9*	3 3	2,80 2,80	1,08 1,08	32 32	34,56 34,56	23,25 20,52	760 682
30x60	9,3 8,5*	7 8	5,60 5,60	1,26 1,44	40 40	50,40 57,60	25,10 26,30	1020 1077
45x45	9 8*	5 8	5,00 5,00	1,00 1,62	68 48	68,00 77,76	19,47 27,20	1340 1330

* Produções a partir de 2021 / Productions from 2021

Packing List Pavimento / Sols / Floor Tiles / Bodenfliesen

formato formato format size format (cm)	espessura epaisseur thickness höhe (mm)	peça / caixa pieza / caja pièce / carton pieces / box stück / box	peças / m² pieza / m² pièces / m² pieces / sqm stück / m²	m² / caixa m² / caja m² / carton sqm / box m² / box	caixas / pal caja / pal carton / pal box / pal box / pal	m² / paleta m² / pal m² / pal sqm / pal m² / pal	kg / caixa kg / caja kg / carton kg / box kg / box	kg / pal
45x45	9 8*	5 8	5,00 5,00	1,00 1,62	68 48	68,00 77,76	19,47 27,20	1340 1330
33,3x33,3	7,8 8 8,5	14 14 13	9,00 9,00 9,00	1,55 1,55 1,44	46 46 46	71,30 71,30 66,24	23,13 24,02 23,58	1080 1120 1100
44x44	9 8*	5 6	5,16 5,16	0,97 1,16	66 66	64,02 76,56	18,71 19,87	1260 1336
14,5x88,2	10,5	8	7,82	1,02	52	53,04	23,55	1240
25x90	10	5	4,44	1,13	40	45,20	25,13	1020
20x90	9,5	6	5,55	1,08	54	58,32	22,00	1213
60x60	10 9*	3 3	2,80 2,80	1,08 1,08	32 32	34,56 34,56	23,25 20,52	760 682
45x45	9 8* 9***	5 8 7	5,00 5,00 5,00	1,00 1,62 1,42	68 48 48	68,00 77,76 68,16	19,47 27,20 27,30	1340 1330 1335
30x60	9,3 8,5*	7 8	5,60 5,60	1,26 1,44	40 40	50,40 57,60	25,10 26,30	1020 1077
15x60	9,3	12	11,11	1,08	40	43,20	21,48	877
33x33	7,8 8,5 9**	13 13 13	9,20 9,20 9,20	1,40 1,40 1,40	46 46 46	64,40 64,40 64,40	23,13 23,52 24,39	1080 1100 1140
16,5x33	7,8 9**	12 22	18,00 18,00	0,66 1,20	72 36	47,52 43,20	11,76 20,05	865 740
16,5x16,5	7,8 9**	24 24	36,00 36,00	0,66 0,66	72 72	47,52 47,52	10,72 12,11	790 890

* Produções a partir de 2021 / Productions from 2021 ** Santa Fé *** Castilha, Miramar

Packing List

Peças Especiais / Piezas Cerámicas Especiales / Pièces Speciales / Special Pieces / Spezialteile
Pavimento / Sols / Floor Tiles / Bodenfliesen

Decors / Decoración / Décors / Deco / Dekorierete Fliesen

formato formato format size format (cm)	peça / caixa pieza / caja pièce / carton pieces / box stück / box	formato formato format size format (cm)	peça / caixa pieza / caja pièce / carton pieces / box stück / box
29,4x29,4	5	29,4x59	4
33x33	5 6* Absolute - 5*	32,6x59	5
30x30	5 6* Titan - 5*	32,6x60	5

Os decors em rede são produzidos a partir das bases com menor espessura / Mesh decors are produced from bases with less thickness

* Produções a partir de Março 2020 / Productions from March 2020

Barras / Frises / Border Tiles / Bordüren

formato formato format size format (cm)	peça / caixa pieza / caja pièce / carton pieces / box stück / box
16,5x33	12
16,5x33,3	12
2,5x59	4
4x59	10
5x59	10

Rodapés / Rodapié / Plinthes / Ceramic Skirting / Fussleisten

formato formato format size format (cm)	peça / caixa pieza / caja pièce / carton pieces / box stück / box
7,5x33	24
7,5x33,3	24
7,5x44	18 Feel Good e Old Village - 16
7,5x45	18
8x59	4 5**
8x60	4 5**
8x88,6	10

** Produções a partir de Novembro 2019 / Productions from November 2019

Tacos / Lames / Parquet Block / Parkettboden

formato formato format size format (cm)	peça / caixa pieza / caja pièce / carton pieces / box stück / box
16,5x16,5	24

Degraus / Escalones / Marches / Steps / Stufen

formato formato format size format (cm)	peça / caixa pieza / caja pièce / carton pieces / box stück / box
33x33	5
33,3x33,3	14
44x44	5 6*
45x45	5 8*
29,4x59	7 8* Newstreet - 2
30x60	7 8*

* Produções a partir de 2021 / Productions from 2021

Flechas / Firenzes / Flèches / Arrow Border Tile / Endlosbordüren

formato formato format size format (cm)	peça / caixa pieza / caja pièce / carton pieces / box stück / box
12,5x33	10
15,5x33	10

Ângulos / Ángulos / Angles / Winkel

formato formato format size format (cm)	peça / caixa pieza / caja pièce / carton pieces / box stück / box
12,5x12,5	22
15,5x15,5	10

As quantidades apresentadas para as peças especiais (decorações, rodapés e barras) podem variar de acordo com as necessidades da encomenda.

Las cantidades presentadas para las piezas especiales (decoraciones, rodapiés, barras) pueden cambiar según las especificaciones del pedido.

Les quantités présentées pour les pièces spéciales (décorations, plinthes et frises) peuvent varier selon les nécessités de la commande.

The amounts presented for special pieces (decoration, skirting and border tiles) can vary according to the consignment requirements.

Die angegebenen Mengen für spezielle Bauteile (Dekorationen, Fußleisten und Bordüren) können je nach den Erfordernissen der Bestellung abweichen.

Packing List Revestimento / Resvestimiento / Revêtement / Wall Tiles / Wandfliesen

formato formato size format (cm)	espessura epaisseur thickness höhe (mm)	peça / caixa pieza / caja pièce / carton pieces / box stück / box	peças / m² piezas / m² pièces / m² pieces / sqm stück / m²	m² / caixa m² / caja m² / carton sqm / box m² / box	caixas / pal caja / pal carton / pal box / pal box / pal	m² / palete m² / pal m² / pal sqm / pal m² / pal	kg / caixa kg / caja kg / carton kg / box kg / box	kg / pal
32,5x90	11	4	3,4	1,17	20	23,40	23,20	480
34x91,5	11 11*	4 4	3,20 3,20	1,24 1,24	20 44	24,80 54,56	24,70 24,70	509 1112
34x66,5	10,3***** 10 9*	5 5 6	4,40 4,40 4,40	1,13 1,13 1,36	40 40 40	45,20 45,20 54,40	21,40 20,63 20,45	881 840 843
20x60	10 11**	8 12	8,33 12,50	0,96 0,96	48 42	46,08 40,32	15,08 18,28	740 783
33,3x50	8,5 8,5*** 9,5*****	10 10 10	6,00 6,00 6,00	1,67 1,67 1,67	28 32 28	46,76 53,44 46,76	23,71 23,71 25,18	680 777 720
25x36,5	8 8,8****	11 11	11,00 11,00	1,00 1,00	72 66	72,00 66,00	13,39 14,32	980 960
20x40	8	11	12,50	0,88	72	63,36	11,30	840

* Produções a partir de 2021 / Productions from 2021 ** Concept (20/12,4/7,4)x60cm *** Produções a partir de 2014 / Productions from 2014 **** Pré-corte ***** Viva ***** Tokyo Stripe, Mundi Stripe, Habitat Stripe

Packing List Peças Especiais / Piezas Cerámicas Especiales / Pièces Speciales / Special Pieces / Spezialteile
Revestimento / Revestimiento / Revêtement / Wall Tiles / Wandfliesen

Decors / Decoración / Décors / Deco / Dekorierte Fliesen

formato formato format size format (cm)	peça / caixa pieza / caja pièce / carton pieces / box stück / box	formato formato format size format (cm)	peça / caixa pieza / caja pièce / carton pieces / box stück / box
16,2x16,2	32	33,3 x 33,3	5
16,9x16,9	16	25 x 36,5	5
20x20	10 Mosaico Sweet - 5	20 x 40	5
28,2x28,2	5	33,3 x 50	5
29,7x29,7	5	29,4 x 59	5
30x30	5	20 x 60	5 Any Flower, Any Gold - 4
32,5x32,5	5	34x65	5
33x33	5		

Os decors em rede são produzidos a partir das bases com menor espessura/ Mesh decors are produced from bases with less thickness

Barras_Listelos_Meia Cana / Barras_Listelos_Media Caña / Frises_Listels_Voilement Transversal / Border Tiles_Pencil Molding Listellos_Cap Moldings / Bordüren_Listelo_Torelo

formato formato format size format (cm)	peça / caixa pieza / caja pièce / carton pieces / box stück / box	formato formato format size format (cm)	peça / caixa pieza / caja pièce / carton pieces / box stück / box
2x25	10 MC Platina - 21	3 x 33,3	56
3x25	32	3,5 x 33,3	22
3,5x25	10	8 x 33,3	10 Barra Pisanino - 9
4x25	20	9 x 33,3	10
5x25	20 Listelo Athens - 24	10 x 33,3	10
6x25	10	3 x 50	40 Barra Vidro - 9
8x25	10	5 x 50	10 Barras Linea - 22
1,2x32,5	24	6,5 x 50	18
3,5x32,5	10	3,5 x 60	10
5x32,5	9 Barras Lyra - 16	4 x 60	9
3x33	42	3,5 x 66,5	4
1,8 x 33,3	90		

As quantidades apresentadas para as peças especiais (decorações, rodapés e barras) podem variar de acordo com as necessidades da encomenda. Las cantidades presentadas para las piezas especiales (decoraciones, rodapiés, barras) pueden cambiar según las especificaciones del pedido.
Les quantités présentées pour les pièces spéciales (décorations, plinthes et frises) peuvent varier selon les nécessités de la commande.
The amounts presented for special pieces (decoration, skirting and border tiles) can vary according to the consignment requirements.
Die angegebenen Mengen für spezielle Bauteile (Dekorationen, Fußleisten und Bordüren) können je nach den Erfordernissen der Bestellung abweichen.

Grés Porcelanato Vidrado - Grupo Bla

Porcellanato Esmaltado - Grupo Bla / Grès Cérame Emailé - Groupe Bla
Glazed Porcelain Tiles - Class Bla / Glasiertes Feinsteinzeug - Gruppe Bla

	características técnicas características técnicas caractéristiques techniques technical features technische eigenschaften	norma norma norme test method norm	valor da norma NP EN14411 valor de la norma valeur de la norme standard value wert der norm	valor DOMINÓ valor DOMINÓ valeur DOMINÓ DOMINÓ value wert DOMINÓ
	comprimento e largura longitud y anchura longueur et largeur length and width länge und Breite	NP EN ISO 10545 -2	± 0,6 %	cumpra a norma cumple la norma respecte la norme complies with the standards entspricht der norm
	espessura grosor épaisseur thickness tiefe	NP EN ISO 10545 -2	± 5 %	cumpra a norma cumple la norma respecte la norme complies with the standards entspricht der norm
	rectitude das arestas rectitud de los lados rectitude des arêtes side straightness geradlinigkeit des Grats	NP EN ISO 10545 -2	± 0,5 %	cumpra a norma cumple la norma respecte la norme complies with the standards entspricht der norm
	ortogonalidade ortogonalidad angularité rectangularity orthogonalität	NP EN ISO 10545 -2	± 0,6 %	cumpra a norma cumple la norma respecte la norme complies with the standards entspricht der norm
	planaridade planitud de la superficie planéité surface flatness ebenheit	NP EN ISO 10545 -2	± 0,5 %	cumpra a norma cumple la norma respecte la norme complies with the standards entspricht der norm
	absorção de água absorción de agua absorption d'eau water absorption absorption von Wasser	NP EN ISO 10545 -3	≤ 0,5 %	≤ 0,5 %
	resistência à flexão resistencia a la flexión contrainte de rupture bending strength biegefestigkeit	NP EN ISO 10545 -4	≥ 35 N/mm2	≥ 35 N/mm2
	resistência à abrasão resistencia a la abrasión résistance à l'abrasion abrasion resistance abriebfestigkeit	NP EN ISO 10545 -7	segundo valores do fabricante segun los valores del fabricante d'après les valeurs du fabricant according manufacturer values der angaben des herstelllers	3 - 5
	resistência ao choque térmico resistencia ao choque térmico résistance aux chocs thermiques resistance to thermal shock resistenz gegen thermischen Schock	NP EN ISO 10545 -9	método de ensaio disponível método de ensaio disponible méthode d'essai disponible test method available testmethode verfügbar	resiste resiste résiste resists ist resistant
	resistência ao fendilhamento resistencia al cuarteo résistance aux tréssaillures crazing resistance rissfestigkeit	NP EN ISO 10545 -11	exigido exigido required verlangt	cumpra a norma cumple la norma respecte la norme complies with the standards entspricht der norm
	resistência ao gelo resistencia al hielo résistance au gel frost resistance resistenz bei Eis	NP EN ISO 10545 -12	exigido exigido required verlangt	cumpra a norma cumple la norma respecte la norme complies with the standards entspricht der norm
	resistência aos ácidos e bases resistencia a los ácidos e bases résistance aux acides et aux bases resistance against acids and bases resistenz gegen Säuren und Basen	NP EN ISO 10545 -13	segundo valores do fabricante segun los valores del fabricante d'après les valeurs du fabricant according manufacturer values der angaben des herstelllers	min. classe min. class min. classe min. classe min. Klasse
	resistência aos produtos de limpeza domésticos resistencia a los productos de limpieza y reactivos de piscina résistance aux produits d'entretien domestiques household detergents and additives for swimming-pools resistenz gegen häusliche Reinigungsprodukte	NP EN ISO 10545 -13	min. classe min. class min. classe min. classe min. Klasse	GB GA
	resistência às manchas resistencia a las manchas résistance aux tâches resistance to staining resistenz gegen Fleckenbildung	NP EN ISO 10545 -14	min. classe min. class min. classe min. classe min. Klasse	3 cumpra a norma cumple la norma respecte la norme complies with the standards entspricht der norm

Pavimento Grés Vidrado Pasta Branca - Grupo BIIa

Pavimento Grés Vidrado Pasta Branca - Grupo BIIa / Carreaux Grés Emailé Pâte Blanche - Groupe BIIa
Glazed White Body Floor Tiles - Class BIIa / Glasiert Bodenfliesen Weisse Scherbe - Gruppe BIIa

	características técnicas caractéristiques techniques technical features technische eigenschaften	norma norma norme test method norm	valor da norma NP EN14411 valor de la norma valeur de la norme standard value wert der norm	valor DOMINÓ valor DOMINÓ valeur DOMINO DOMINÓ value wert DOMINÓ
	comprimento e largura longitud y anchura longueur et largeur length and width länge und Breite	NP EN ISO 10545 -2	± 0,6 %	cumpre a norma cumple la norma respecte la norme complies with the standards entspricht der norm
	espessura grosor épaisseur thickness tiefe	NP EN ISO 10545 -2	± 5 %	cumpre a norma cumple la norma respecte la norme complies with the standards entspricht der norm
	rectitude das arestas rectitud de los lados rectitude des arêtes side straightness geradlinigkeit des Grats	NP EN ISO 10545 -2	± 0,5 %	cumpre a norma cumple la norma respecte la norme complies with the standards entspricht der norm
	ortogonalidade ortogonalidad angularité rectangularity orthogonalität	NP EN ISO 10545 -2	± 0,6 %	cumpre a norma cumple la norma respecte la norme complies with the standards entspricht der norm
	planaridade planitud de la superficie planéité surface flatness ebenheit	NP EN ISO 10545 -2	± 0,5 %	cumpre a norma cumple la norma respecte la norme complies with the standards entspricht der norm
	absorção de água absorción de agua absorption d'eau water absorbtion absorption von Wasser	NP EN ISO 10545 -3	> 3 % / ≤ 6 %	> 2 % / ≤ 5 %
	resistência à flexão resistencia a la flexión contrainte de rupture bending strench biegefestigkeit	NP EN ISO 10545 -4	≥ 22 N/mm2	≥ 27 N/mm2
	resistência à abrasão resistencia a la abrasión résistance à l'abrasion abrasion resistance abriebfestigkeit	NP EN ISO 10545 -7	segundo valores do fabricante segun los valores del fabricante d'après les valeurs du fabriquant according manufacturer values der angaben des herstelllers	3 - 5
	resistência ao choque térmico resistencia ao choque térmico résistance aux chocs thermiques resistance to thermal shock resistenz gegen thermischen Schock	NP EN ISO 10545 -9	método de ensaio disponível méthode de ensaio disponible méthode d'essai disponible test method available testmethode verfügbar	resiste resiste résiste resists ist resistant
	resistência ao fendilhamento resistencia al cuarteo résistance aux tréssaillures crazing resistance rissfestigkeit	NP EN ISO 10545 -11	exigido exigido exigé required verlangt	cumpre a norma cumple la norma respecte la norme complies with the standards entspricht der norm
	resistência ao gelo resistencia al hielo résistance au gel frost resistance resistenz bei Eis	NP EN ISO 10545 -12	exigido exigido exigé required verlangt	cumpre a norma cumple la norma respecte la norme complies with the standards entspricht der norm
	resistência aos ácidos e bases resistencia a los ácidos e bases résistance aux acides et aux bases resistance against acids and bases resistenz gegen Säuren und Basen	NP EN ISO 10545 -13	segundo valores do fabricante segun los valores del fabricante d'après les valeurs du fabriquant according manufacturer values der angaben des herstelllers	min. classe min. class min. classe min. classe min. Klasse GLB
	resistência aos produtos de limpeza domésticos resistencia a los productos de limpieza y reactivos de piscina résistance aux produits d'entretien domestiques household detergents and additives for swimming-pools resistenz gegen häusliche Reinigungsprodukte	NP EN ISO 10545 -13	min. classe min. class min. classe min. classe min. Klasse GB	classe class classe classe klasse GA
	resistência às manchas resistencia a las manchas résistance aux tâches resistance to staining resistenz gegen Fleckenbildung	NP EN ISO 10545 -14	min. classe min. class min. classe min. classe min. Klasse 3	cumpre a norma cumple la norma respecte la norme complies with the standards entspricht der norm

Revestimento Pasta Branca - Grupo BIII

Revestimiento Pasta Branca - Grupo BIII / Faïance Pâte Blanche - Groupe BIII
White Body Wall Tiles - Class BIII / Wandfliesen Weisse Scherbe - Gruppe BIII

	características técnicas caractéristiques techniques technical features technische eigenschaften	norma norma norme test method norm	valor da norma NP EN14411 valor de la norma valeur de la norme standard value wert der norm	valor DOMINÓ valor DOMINÓ valeur DOMINO DOMINÓ value wert DOMINÓ
	comprimento e largura longitud y anchura longueur et largeur length and width länge und Breite	NP EN ISO 10545 -2	± 0,5 %	cumpre a norma cumple la norma respecte la norme complies with the standards entspricht der norm
	espessura grosor épaisseur thickness tiefe	NP EN ISO 10545 -2	± 10 %	cumpre a norma cumple la norma respecte la norme complies with the standards entspricht der norm
	rectitude das arestas rectitud de los lados rectitude des arêtes side straightness geradlinigkeit des Grats	NP EN ISO 10545 -2	± 0,3 %	cumpre a norma cumple la norma respecte la norme complies with the standards entspricht der norm
	ortogonalidade ortogonalidad angularité rectangularity orthogonalität	NP EN ISO 10545 -2	± 0,5 %	cumpre a norma cumple la norma respecte la norme complies with the standards entspricht der norm
	planaridade planitud de la superficie planéité surface flatness ebenheit	NP EN ISO 10545 -2	central e lateral central et latéral center and edge zentral und seitlich empeno empeno gauchissement warpage krümmung	+ 0,5% - 0,3% cumpre a norma cumple la norma respecte la norme complies with the standards entspricht der norm
	absorção de água absorción de agua absorption d'eau water absorbtion absorption von Wasser	NP EN ISO 10545 -3	≤ 0,5 %	12% - 17%
	resistência à flexão resistencia a la flexión contrainte de rupture bending strench biegefestigkeit	NP EN ISO 10545 -4	≥ 35 N/mm2	≥ 15 N/mm2
	resistência ao choque térmico resistencia ao choque térmico résistance aux chocs thermiques resistance to thermal shock resistenz gegen thermischen Schock	NP EN ISO 10545 -9	método de ensaio disponível méthode de ensaio disponible méthode d'essai disponible test method available testmethode verfügbar	resiste resiste résiste resists ist resistant
	resistência ao fendilhamento resistencia al cuarteo résistance aux tréssaillures crazing resistance rissfestigkeit	NP EN ISO 10545 -11	exigido exigido exigé required verlangt	cumpre a norma cumple la norma respecte la norme complies with the standards entspricht der norm
	resistência aos ácidos e bases resistencia a los ácidos e bases résistance aux acides et aux bases resistance against acids and bases resistenz gegen Säuren und Basen	NP EN ISO 10545 -13	segundo valores do fabricante segun los valores del fabricante d'après les valeurs du fabriquant according manufacturer values der angaben des herstelllers	min. classe min. class min. classe min. classe min. Klasse GLB
	resistência aos produtos de limpeza domésticos resistencia a los productos de limpieza y reactivos de piscina résistance aux produits d'entretien domestiques household detergents and additives for swimming-pools resistenz gegen häusliche Reinigungsprodukte	NP EN ISO 10545 -13	min. classe min. class min. classe min. classe min. Klasse GB	classe class classe classe klasse GA
	resistência às manchas resistencia a las manchas résistance aux tâches resistance to staining resistenz gegen Fleckenbildung	NP EN ISO 10545 -14	min. classe min. class min. classe min. classe min. Klasse 3	cumpre a norma cumple la norma respecte la norme complies with the standards entspricht der norm

A DOMINÓ recomenda a utilização de Porcelanato em ambientes de exterior. O Pavimento em Monocozedura Pasta Branca (Grés) deve ser utilizado apenas em ambientes de interior.

DOMINÓ recomienda utilizar Porcelanato en ambientes de exterior. El Pavimento en Monococción Pasta Branca (Grés) debe ser utilizado apenas en ambientes de interior.

DOMINÓ conseille l'utilisation de Carreaux de faïence dans des environnements extérieurs. Le revêtement en Monocoussion Pâte Blanche (Grés) doit être uniquement utilisé dans des environnements d'intérieur.

DOMINÓ suggests the use of porcelain for outdoor environments, while pavement in single-fired white paste (grés) should be preferred for indoor applications.

DOMINÓ rät zur Verwendung von emailierten Fliesen nur im Freien. Fußböden aus einfach gebrannten Steinfliesen sollten nur in Innenräumen verwendet werden.

Conselhos de Utilização / Consejos para el Uso / Conseils d’Utilisation / Recommendations for Use / Inweise zur Anwendung

Resistência à Abrasão
👤1 Pavimentos sujeitos a tráfego leve, aplicados em ambientes protegidos de agentes abrasivos e riscantes, tipo areias e granilhas. Aplicações: quartos e banhos privados.
👤2 Pavimentos sujeitos a tráfego médio/leve em ambientes protegidos de agentes abrasivos e riscantes, tipo areias e granilhas. Aplicações: todas as divisões de habitação particular, excepto em cozinhas.
👤3 Pavimentos sujeitos a tráfego médio, aplicados em ambientes protegidos de agentes abrasivos e riscantes, tipo areias e granilhas. Aplicações: todas as divisões de habitações particulares, incluindo a cozinha, suites de hotéis, quartos de hospital, etc.
👤4 Pavimentos sujeitos a tráfego médio/intenso, podendo ser aplicados em ambientes com acesso directo ao exterior. Aplicações: restaurantes, hotéis, escolas, lojas, escritórios, hospitais, etc. Excluindo apenas a zona debaixo de secretárias e registadoras de locais públicos.
👤5 Pavimentos sujeitos a tráfego intenso, colocados em ambientes não protegidos de agentes abrasivos e riscantes, tipo areias e granilhas. Aplicações: bares, restaurantes, hotéis, lojas, escolas, escritórios, hospitais, etc.

Resistencia a la Abrasión
👤1 Pavimentos sometidos a tráfico liviano, colocados en ambientes protegidos de los agentes abrasivos y de rayado, tipo: arena, gravilla, etc. Dichos pavimentos generalmente se pueden colocar en dormitorios y baños, en las viviendas privadas.
👤2 Pavimentos sometidos a tráfico medio liviano, colocados en ambientes protegidos de los agentes abrasivos y de rayado, tipo: arena, gravilla, etc. Dichos pavimentos generalmente se pueden colocar en todos los cuartos de las viviendas privadas, menos en las cocinas.
👤3 Pavimentos sometidos a tráfico medio, colocados en ambientes protegidos de los agentes abrasivos y de rayado, tipo: arena, gravilla, etc. Dichos pavimentos generalmente se pueden colocar en todos los cuartos de las viviendas privadas incluso la cocina, habitaciones de hoteles con respectivos servicios, cuartos de internación de los hospitales, etc.
👤4 Pavimentos sometidos a tráfico medio pesado, colocados en ambientes desprotegidos de los agentes abrasivos o de rayado, tipo: arena, gravilla, etc. y locales con entrada directa del exterior. Dichos pavimentos se pueden, generalmente, colocar en restaurantes, hoteles, escuelas, oficinas, hospitales, etc. excluyendo solamente la zona que queda debajo de los bancos y cajas en los ejercicios públicos.
👤5 Pavimentos sometidos a tráfico medio pesado, colocados en ambientes desprotegidos de los agentes abrasivos o de rayado, tipo: arena, gravilla, etc. y en locales con entrada directa del exterior. Dichos pavimentos se pueden, generalmente, colocar en bares, restaurantes, hoteles, tiendas, oficinas, hospitales, escuelas, etc.

Résistance à l’Abrasion
👤1 Pavements soumis à trafic léger et à l’abri d’agents abrasifs ou rayants tels que: sable, pulvérlences, etc. Ces pavements peuvent être posés, en général, dans les chambres et dans les salles de bains des habitacions particulières.
👤2 Pavements soumis à trafic moyen léger et à l’abri d’agents abrasifs ou rayants tels que: sable, pulvérlences, etc. Ces pavements peuvent être posés, en général, dans toutes les pièces des habitations particulières a l’exclusion des cuisines.
👤3 Pavements soumis à trafic moyen et à l’abri d’agents abrasifs ou rayants tels que: sable, pulvérlences, etc. Ces pavements peuvent être placés, en général, dans toutes les pièces des habitations particulières, y compris les cuisines, les chambres d’hôtels avec salles de bains, les chambres d’hôpitalux.
👤4 Pavements soumis à trafic moyen intense et exposés aux agents abrasifs ou rayants tels que: sable, pulvérlences, etc.; donc, également, locaux ayant un accès direct à l’extérieur. Ces pavements peuvent être posés, en général, dans les restaurants, les hôtels, les magasins, les écoles, les bureaux, les hôpitalux, etc. à l’exclusion de la zone directement à l’aplomb des compotoirs et caisses des locaux publics.
👤5 Pavements soumis à trafic moyen intense et exposés aux agents abrasifs ou rayants tels que: sable, pulvérlences, etc.; donc, également, locaux ayant un accès direct à l’extérieur. Ces pavements peuvent être posés, en général, dans les bars, les restaurants, les hôtels, les magasins, les écoles, les bureaux, les hôpitalux, etc.

Abrasion Resistance
👤1 Floors subject to light traffic and protected from abrasive and scratching agents such as sand, gravel, etc. In general, these tiles may be used in bedrooms, bathrooms and private dwellings.
👤2 Floors exposed to medium-light traffic and protected from abrasive and scratching agents such as sand, gravel, etc. In general, these tiles may be used in private houses, except kitchens.
👤3 Floors exposed to medium-heavy traffic and protected from abrasive and scratching agents such as sand, gravel, etc. In general, these tiles may be used in all kinds of private rooms, including kitchens, hotel-rooms with relative facilities, hospital-rooms, etc.
👤4 Floors exposed to medium-heavy traffic and not protected from abrasive and scratching agents such as sand, gravel, etc., therefore also rooms to which there is direct access from the outside. In general, these tiles may be used in restaurants, hotels, shops, schools, offices, hospitals, etc. with the only exception of the area beneath desks and the cash counters of public places.
👤5 Floors exposed to medium-heavy traffic and not protected from abrasive and scratching agents such as sand, gravel, etc., hence also rooms to which there is direct access from outside. In general, these tiles may be used in cafes, restaurants, hotels, shops, schools, offices, hospitals, etc.

Abriebfestigkeit
👤1 Schwach begangene gegen abrasive und verkratzende Substanzen wie Sand, Kies usw, geschützte Böden. Diese Bodenbeläge eignen sich im allgemeinen für Schlafräume und Badezimmer in Privatwohnungen.
👤2 Schwach bis mittelstark begangene Böden, die gegen abrasive und verkratzende Substanzen wie Sand, Kies usw. Geschützt sind. Diese Bodenbeläge eignen sich im allgemeinen für alle Räume einer Privatwohnung ausschließlich der Küche.
👤3 Mittelstark begangene Böden, die gegen abrasive und verkratzende Substanzen wie Sand, Kies usw, geschützt sind. Diese Bodenbeläge eignen sich im allgemein für alle Räume von Privatwohnungen, einschließlich Küchen, sowie für Hotelzimmer inkl. Bäder, Krankenzimmer usw.
👤4 Mittelstark begangene Böden, die nicht gegen abrasive und verkratzende Substanzen wie Sand, Kies, usw geschützt sind sowie Räume, die direkten Zugang won außen haben. Diese Bodenbeläge eignen sich allgemein für Gaststätten, Hotels, Läden, Schulen, Krankenhäuser, Büros usw, ausschließlich der Bereiche unter den Theken oder unter Kassenschaltem öffentlicher Betriebe.
👤5 Mittelstark begangene Böden, die nicht gegen abrasive und verkratzende Substanzen wie Sand, Kies usw. Geschützt sind, sowie Räume die direkten Zugang von außen haben. Diese Bodenbeläge eignen sich allgemein für Cafés, Gaststätten, Hotels, Läden, Schulen, Büros, Krankenhäuser usw.

Conselhos de Utilização / Consejos para el Uso / Conseils d’Utilisation / Recommendations for Use / Inweise zur Anwendung

produto <p>producto produit product produkt</p>	DIN 51130	PTV >36	produto <p>producto produit product produkt</p>	DIN 51130	PTV >36	produto <p>producto produit product produkt</p>	DIN 51130	PTV >36
unika	R10	√	lodge	–	√	chiado	R12	–
unika plus	R11	√	lodge plus	R11	√	pedras salgadas	R10	–
docks	R10	√	garland	R11	√	castilha	R10	–
traffic soft	R9	–	multicolor slate	R10	–	miramar	R11	–
titan	R10	–	jamaica	R9	–	jerez	R10	–
newstreet plus	R11	√	san marco	R10	–	terra	R9	–
feel good	R10	√	san marco plus	R11	√	alvito	R9	–
old village	R10	–	santa fé	R10	–	vidago	R12	√
kasbah	R10	–	so	R10	√	out	R10	–
kasbah plus	R11	√	prodeck	R12	√	everstone	R9	–
on-road plus	R11	√	nordic plus	R11	√			

Limpeza e Manutenção / Limpieza y Mantenimiento / Nettoyage et Entretien / Cleaning and Maintenance / Hinweise zur Anwendung

<p>As superfícies dos pavimentos e dos revestimentos cerâmicos proporcionam óptimas condições de higiene e conservação, com uma manutenção muito prática e uma limpeza fácil, normalmente feitas com produtos de limpeza domésticos (neutros ou básicos) para utilização frequente.</p> <p>A utilização de produtos específicos deve ser equacionada nas seguintes situações:</p> <ul style="list-style-type: none">- Limpeza de cimentos e betumes após obra; - Limpeza de manutenção, nos casos em que os produtos de limpeza domésticos não sejam totalmente eficazes; - Limpeza das juntas, de modo a conservarem a sua cor original. <p>É fundamental obedecer às instruções de aplicação destes produtos específicos, uma vez que alguns contêm ácidos fortes que podem atacar as superfícies. Por razões de segurança, recomenda-se que sejam testados em peças de reserva o em zonas menos visíveis. Normalmente estes produtos estão disponíveis nos revendedores de materiais de construção.</p> <p>Prestar especial atenção à limpeza das decorações, nunca utilizando abrasivos nem utensílios de limpeza que as possam riscar.</p>
<p>Las superficies de los pavimentos y revestimientos cerámicos ofrecen condiciones higiénicas y de conservación óptimas, además de tener un mantenimiento muy práctico y una limpieza fácil, habitualmente hecha con productos de limpieza caseros (de pH neutro o básico), para una utilización frecuente.</p> <p>Tenga en cuenta la posibilidad de utilizar productos más específicos en las siguientes situaciones:</p> <ul style="list-style-type: none">- Limpieza de cemento y masilla, tras la obra; - Limpieza de mantenimiento, si los productos de limpieza caseros no son suficientemente eficaces; - Limpieza de las juntas, para mantener su color original. <p>Es fundamental que las instrucciones de aplicación de estos productos sean continuas, ya que contienen ácidos fuertes que pueden dañar las superficies. Por motivos de seguridad, se recomienda el test en piezas de reserva o en locales menos visibles. Habitualmente, estos productos están a la venta en vendedores al por mayor de material de construcción.</p> <p>Tenga atención cuando limpie las decoraciones, evite la utilización de productos abrasivos o instrumentos de limpieza porque pueden dañarlas.</p>

<p>Les surfaces des planchers et des revêtements céramiques offrent des conditions optimales d’hygiène et de conservation, dont l’entretien et le nettoyage sont très aisés, les produits de nettoyage domestiques courants (neutres ou basiques) suffisant à une utilisation fréquente.</p> <p>L’utilisation de produits spécifiques doit être évaluée dans les situations suivantes:</p> <ul style="list-style-type: none">-Nettoyage de ciments et de bitumes après des travaux -Nettoyage et entretien, dans les cas où les produits de nettoyage domestique ne satisferaient pas pleinement. -Nettoyage des joints, en sorte à ce qu’ils gardent leu couleur originale. <p>Il est de la plus haute importance de respecter les instructions d’application de ces produits spécifiques, car certain d’entre eux contiennent des acides forts qui peuvent attaquer les surfaces. Pour des raisons de sécurité, il est recommandé de procéder à des essais sur des pièces de réserve ou sur dans des zones moins visibles. Normalement ces produits sont disponibles chez les revendeurs de matériaux de construction.</p> <p>Il faut prêter une attention toute particulière au nettoyage des décorations. Ne jamais utiliser des abrasifs ou des ustensiles de nettoyage susceptibles de rayer les décorations.</p>
<p>Ceramic floor surfaces and facing tiles provide the ideal hygiene and conservation conditions, together with practical maintenance and cleaning characteristics, generally carried out with household cleaning products (neutral or basic) for frequent use.</p> <p>The use of specific products should be considered in the following situations:</p> <ul style="list-style-type: none">- Cleaning of cements and fillers; - Maintenance cleaning when household cleaning products are not totally efficient - Cleaning of joints with the purpose of maintaining their original colour <p>It is essential that the application instructions for these specific products are followed as some contain strong acids which might damage the surfaces. For safety purposes, we recommend carrying out tests on spare pieces or on less visible areas. These products can usually be purchased at construction material resellers.</p> <p>Special care should be taken when cleaning the decorated areas. Never use abrasive or cleaning tools which might scratch the surfaces.</p>

<p>Die Bodenoberflächen und Keramikbeläge bieten optimale Hygiene- und Wartungsbedingungen zur leichten Pflege und einfachen Reinigung. Die Reinigung kann mit normalen (neutralen oder alkalischen) Haushaltsreinigern erfolgen.</p> <p>Spezifische Produkte sollten in folgenden Situationen eingesetzt werden:</p> <ul style="list-style-type: none">- Reinigung von Zement und Kitt nach Bauarbeiten; - Wartungspflege, falls die normalen Reinigungsmittel nicht ausreichend sind; - Reinigung der Fugen, um ihre natürliche Farbe zu erhalten. <p>Sie sollten unbedingt die Gebrauchsanweisung der spezifischen Produkte befolgen, da einige starke Säuren beinhalten, die die Oberflächen angreifen können. Aus Sicherheitsgründen empfehlen wir, dass Sie die Produkte erst an Ersatzteilen oder an einer unauffälligen Stelle ausprobieren. Solche Produkte sind normalerweise in Baumärkten erhältlich.</p> <p>Sie sollten vor allem große Vorsicht bei der Reinigung von Zierelementen walten lassen. Benutzen Sie keine Polier- und Putzmittel, die diese zerkratzen könnten.</p>
<p>Ceramic floor surfaces and facing tiles provide the ideal hygiene and conservation conditions, together with practical maintenance and cleaning characteristics, generally carried out with household cleaning products (neutral or basic) for frequent use.</p> <p>The use of specific products should be considered in the following situations:</p> <ul style="list-style-type: none">- Cleaning of cements and fillers; - Maintenance cleaning when household cleaning products are not totally efficient - Cleaning of joints with the purpose of maintaining their original colour <p>It is essential that the application instructions for these specific products are followed as some contain strong acids which might damage the surfaces. For safety purposes, we recommend carrying out tests on spare pieces or on less visible areas. These products can usually be purchased at construction material resellers.</p> <p>Special care should be taken when cleaning the decorated areas. Never use abrasive or cleaning tools which might scratch the surfaces.</p>

Conselhos de Assentamento / Consejos de Colocación / Indication de Pose pour Carrelages / Advice on Application / Hinweise zur Verarbeitung . Vertung



SEGURANÇA NA PREPARAÇÃO E ASSENTAMENTO DO MATERIAL

Aconselha-se a utilizacao de EPI (equipamento de proteção individual) adequado, nomeadamente, calçado de segurança, luvas de proteção, óculos e proteção auditiva nas operações de corte do material. Devem ser cumpridas as boas práticas a nível do levantamento e transporte manual de cargas.

O PRODUTO

Antes da aplicação do produto é aconselhável confirmar a referência, a qualidade, o calibre e a tonalidade.

Não se admitem reclamações referentes a produto aplicado. Só são aceites reclamações de produto de 1ª escolha.

É recomendada a aplicação alternada de peças de diferentes caixas.

Para os níveis de destonificação V3 e V4, face às diferenças entre as peças, estas devem ser previamente dispostas, antes da colagem, de forma a visualizar todo o padrão.

NÍVEIS DE DESTONIFICAÇÃO

V1 V1 - UNIFORME – Produto sem destonificação. As diferenças entre peças são mínimas.

V2 V2 – SUAVE – As diferenças entre peças são visíveis, dentro de cores similares.

V3 V3 – ELEVADA – As diferenças entre peças são acentuadas. Quer a cor quer o desenho, podem variar signitivamente.

V4 V4 – ALEATORIA – As diferenças entre peças são muito acentuadas. As peças podem apresentar cores totalmente diferentes umas das outras.

O PRÉ-CORTE

Os produtos de pré-corte pretendem simular as pastilhas de mosaico, mas de uma forma simplificada. Para tal é recomendada a aplicação com junta de 1mm.

A COLAGEM

Os produtos DOMINÓ devem ser aplicados usando cimentos cola tradicionais ou colas específicas para este fim. A cola deve ser escolhida consoante o tipo de produto a aplicar (revestimento ou porcelanato) e do local da aplicação (interior ou exterior, pavimento ou revestimento), seguindo as instruções dos fabricantes. Para obter um bom resultado final é indispensável que a aplicação da cola seja unifome e nivelada. A verificação da colagem pode ser feita através do teste do som, isto é, ao bater numa peça se o som for oco indica que o assentamento não está conforme.

Em formatos grandes, iguais ou superiores a 45 x 45, é aconselhada a aplicação de cola quer no piso quer no ladrilho, de modo a aumentar a aderência do material.

Em aplicações no exterior é necessária especial atenção por forma a evitar a existência de espaços vazios por baixo do mosaico.

Devem aplicar-se alternadamente peças de diferentes caixas, sobretudo nos pavimentos destonificados, de forma a realçar o aspecto de destonificação do material.

O NIVELAMENTO

Por forma a garantir um acabamento perfeito, sem ressaltos entre ladrilhos, a Dominó recomenda a utilização de cruzetas niveladoras para todos os pavimentos com formatos superiores a 60x60cm e revestimentos rectificad

AS JUNTAS

A existência de juntas entre as peças é essencial para se obter um bom acabamento final. É aconselhada a aplicação de uma junta mínima de 3 mm, para o material normal, uma junta de 2 mm para o material rectificado e uma junta de 3 a 5 mm para o produto rústico, por forma a reduzir o risco de deformações provocadas no suporte e evitar eventuais problemas de dilatação ou contração por variações de temperatura. As juntas devem possuir um bom comportamento elástico.

As juntas permitem ainda evitar os problemas decorrentes das ligeiras diferenças dimensionais entre as peças. Para além de proporcionarem um bom alinhamento das peças também facilitam a troca de peças, caso seja necessário.

É aconselhável a realização de um pequeno teste de rejuntamento em peças de reserva por forma a analisar o resultado de aplicação da junta no material.

O CORTE

Os produtos de revestimento podem ser cortados com cortadores manuais. Quanto ao porcelanato recomenda-se a utilização de um cortador eléctrico a disco.

FUROS

Na furação deverão ser utilizadas brocas cranianas diamantadas com diâmetro adaptável ao furo pretendido.

Conselhos de Assentamento / Consejos de Colocación / Indication de Pose pour Carrelages / Advice on Application / Hinweise zur Verarbeitung . Vertung

SEGURIDAD EN LA PREPARACIÓN Y COLOCACIÓN DEL MATERIAL

Se recomienda el uso de EPI (equipo de protección individual) adecuado, en particular, calzado de seguridad, guantes de protección, gafas y protección auditiva en las operaciones de corte del material. Deben respetarse las buenas prácticas en el levantamiento y transporte manual de cargas.

EL PRODUCTO

Antes de aplicar el producto es aconsejable confirmar la referencia, la calidad, el calibre y la tonalidad. No se admiten reclamaciones relativas a productos aplicados. Apenas se aceptarán reclamaciones de producto de primera.

Se recomienda la aplicación alternada de piezas de diferentes cajas.

Para los niveles de destonificación V3 y V4 y dadas las diferencias entre las piezas, éstas deben ser previamente dispuestas, antes del encolado, de manera que se visualice todo el modelo.

NIVELES DE DESTONIFICACIÓN

V1 V1 - UNIFORME – Producto sin destonificación. Las diferencias entre piezas son mínimas.

V2 V2 – SUAVE – Las diferencias entre piezas son visibles, en colores similares.

V3 V3 – ELEVADA – Las diferencias entre piezas son acentuadas. Tanto el color como el diseño pueden variar significativamente.

V4 V4 – ALEATORIA – Las diferencias entre piezas son muy acentuadas. Las piezas pueden presentar colores totalmente diferentes.

EL PRECORTE

Los productos de precorte pretenden simular las pastillas de mosaico, pero de una forma más simplificada. Para ello, es aconsejable su aplicación con junta de 1mm.

ENCOLAR

Los productos DOMINÓ solo deben ser instalados con la utilización de masticos de cementar o adhesivos especiales. Se debe elegir el adhesivo según el tipo de producto que se va a aplicar (revestimiento o porcelanato) y su localización (interiores o exteriores, pisos o revestimientos), atendiendo a las instrucciones de los fabricantes. Si desea obtener un buen resultado final, es imprescindible que aplique el adhesivo de una manera uniforme y nivelada. Se puede testar el encolado con un test de sonido, o sea, dar un golpecito en una de las piezas, y si el sonido resulta hueco, el asentamiento no está al mismo nivel.

Con los grandes formatos, de tamaños iguales o superiores a 45 x 45, se aconseja la aplicación de adhesivo en el piso y en el mosaico, para aumentar la adherencia del material.

Las aplicaciones exteriores requieren atención especial para evitar el surgimiento de espacios vacíos por debajo de los mosaicos.

La aplicación de las piezas debe ser hecha alternando con piezas de cajas diferentes, principalmente en los pisos destonificados, para realzar el aspecto destonificado del material.

NIVELACIÓN

Con el fin de garantizar un acabado perfecto, sin resaltos entre las baldosas, Dominó recomienda el uso de crucetas de nivelación para todos los suelos con tamaños superiores a 60 x 60 cm y revestimientos rectificad

JUNTAS

Las juntas que existen entre las piezas son esenciales para obtener un buen acabado. Se recomienda la aplicación de una junta mínima de 3 mm, para el material normal, una junta de 2 mm para el material rectificado y una junta de 3 a 5 mm para el material rústico, con el fin de reducir el riesgo de deformaciones provocadas en el soporte y evitar posibles problemas de dilatación o contracción por cambios de temperatura. Las juntas deben mantener una buena elasticidad.

Las juntas también pueden evitar posibles problemas provenientes de pequeñas diferencias dimensionales de las piezas. Además de proporcionar una correcta alineación de las piezas, también facilitan un posible cambio de piezas. Se aconseja hacer un test de rejuntamiento con piezas de reserva, para analizar el resultado de la aplicación de la junta en el material.

CORTE

Los productos de revestimiento pueden ser cortados con una cortadora manual, pero los porcelanatos deben ser cortados con una cortadora eléctrica de azulejos con disco.

PERFORACIONES

En la perforación se deberán usar brocas de diamante con diámetro adaptable a la perforación deseada.

SECURITÉ DANS LA PRÉPARATION ET LA POSE DU MATÉRIAU

Il est conseillé d'utiliser un EPI (équipement de protection individuelle) approprié, à savoir des chaussures de sécurité, des gants de protection, des lunettes et une protection auditive lors de la coupe du matériau. Les bonnes pratiques de manutention manuelle des charges, à savoir le levage et le transport, doivent être respectées.

LE PRODUIT

Avant l'application du produit il est conseillé de confirmer la référence, la qualité, le calibre et la tonalité. Aucune réclamation concernant le produit appliqué n'est admise. Les réclamations acceptées ne concernent que le produit de 1er choix.

Il est recommandé l'application alternée de pièces de différentes boîtes.

Pour les niveaux de détonification V3 et V4, face aux différences entre les pièces, celles-ci doivent être préalablement disposées, avant le collage, de façon à visualiser l'ensemble du modèle.

NIVEAUX DE DÉTONIFICATION

V1 V1 - UNIFORME – Produit sans détonification. Les différences entre les pièces sont minimales.

V2 V2 – LÉGER – Les différences entre les pièces sont visibles, dans des couleurs semblables.

V3 V3 – ÉLEVÉE – Les différences entre les pièces sont accentuées. Aussi bien la couleur comme le dessin, peuvent varier de façon assez importante.

V4 V4 – ALÉATOIRE – Les différences entre les pièces sont très accentuées. Les pièces peuvent présenter des couleurs totalement différentes les unes des autres.

LA PRÉ-COUCPE

Les produits de pré-coupe prétendent simuler les plaquettes de carreau, mais d'une forme simplifiée. Pour ce faire, nous recommandons l'application avec un joint d'1mm.

LE COLLAGE

Les produits DOMINÓ doivent être appliqués en utilisant des ciments colle traditionnels ou des colles spécifiques à cet effet. La colle doit être choisie selon le type de produit à appliquer (revêtement ou porcelanato) et le lieu d'application (intérieur ou extérieur, plancher ou revêtement), en suivant les instructions des fabricants. Pour obtenir un bon résultat final il est indispensable que l'application de la colle soit uniforme et nivelée. On peut procéder à la vérification du collage à travers du test du son, c'est-à-dire, si en battant une pièce le son obtenu est creux cela indique que la pose n'est pas conforme.

Pour des grands formats, égaux ou supérieurs à 45 x 45, il est recommandé d'appliquer la sol tant au sol que sur la mosaïque, en sorte à augmenter l'adhérence du matériau.

En applications l'extérieures, il faut être extrêmement attentif, afin d'éviter que ne se créent des espaces vides sous la mosaïque.

Il faut appliquer alternativement des pièces provenant de boîtes différentes, en particulier pour les pavements aux faibles tonalités, en sorte à rehausser cet aspect de Des pièces de différentes boîtes doivent être appliquées alternativement, surtout dans les planchers sans tonalité, de manière à rehausser cet aspect du matériau.

NIVELLEMENT

Afin de garantir une finition parfaite, sans remontée entre les carreaux, Dominó recommande l'utilisation de croisillons de nivellement pour tous les carreaux de taille supérieure à 60x60cm et les revêtements de sol rectifiés.

LES JOINTS

L'existence de joints entre les pièces est essentielle pour obtenir une bonne finition. Il est conseillé d'appliquer un joint d'au moins 3 mm, pour un matériau normal, un joint de 2 mm pour un matériau rectifié et un joint de 3 à 5 mm pour un matériau rustique, afin de réduire le risque de déformations du support et éviter tout problème d'expansion ou de contraction dû aux variations de température. Les joints doivent avoir un bon comportement élastique.

Les joints permettent aussi d'éviter les problèmes découlant des légères différences dimensionnelles entre les pièces. En plus du fait qu'ils permettent un bon alignement des pièces, ils facilitent aussi le remplacement des de celles-ci en cas de besoin.

Il est recommandable la réalisation d'un petit teste de rejoitoiement de pièces de réserve de manière à analyser le résultat d'application de la joint dans le matériau.

LA DÉCOUPE

Les produits de revêtements peuvent être coupés à la main. Pour ce qui est du porcelanato on recommande l'utilisation d'une scie électrique à carrelage.

PERÇAGE DE TROUS

Lors du perçage, utiliser des forêts à tête diamantée d'un diamètre adaptable au trou que vous souhaitez.

Conselhos de Assentamento / Consejos de Colocación / Indication de Pose pour Carrelages / Advice on Application / Hinweise zur Verarbeitung . Vertung

SAFETY WHEN PREPARING AND LAYING MATERIAL

We recommend the use of appropriate PPE (personal protective equipment), namely safety footwear, protective gloves, goggles, and hearing protection when cutting material. Please follow good practices for lifting and manually transporting loads.

THE PRODUCT

Before applying the product, confirm the reference, quality, size and tone. Complaints concerning products which have already been applied are not accepted. Only complaints for 1st choice products are accepted. It is advisable to apply tiles from different boxes alternately.

For levels of toning V3 and V4, and due to differences between tiles, it is advisable to lay out the tiles, before gluing, in order to view pattern.

VARIATION IN TONE

 V1 - UNIFORM – Product without tone changes. Differences between tiles are minimum.

 V2 – SOFT – Differences between tiles are noticeable, within the same range of colour.

 V3 – HIGH – Differences between tiles are very clear. Both colour and design can differ significantly.

 V4 – RANDOM – Differences between tiles are very clear. Tiles can present completely different colours from one to the other.

PRE-CUT

 Pre-cut products aim at simulating glass mosaic tiles in a simple manner. Therefore, a 1mm joint is recommended.

GLUEING

DOMINÓ products should be glued using traditional grout or special glues for such purposes. To obtain the desired final result, the application of the glue must be uniform and levelled. The glue can be checked with a sound test, i.e., by knocking on one of the pieces and if the sound is hollow, this indicates that the layering is uneven.

In the cases of larger tiles, equal to or greater than 45 x 45, we recommend the use of glue on both the floor and on the tile to increase the adhesion of the material.

When applying the material outdoors, special care should be taken to guarantee that there are no empty spaces under the tiles.

We suggest alternately applying pieces from different boxes, especially on neutral floors to enhance the neutral characteristics of the material.

LEVELLING

In order to guarantee a perfect finishing with perfectly flat tiles, Dominó recommends the use of levelling crosspieces for all floors with tiles larger than 60x60cm and rectified flooring solutions.

JOINTS

The existence of joints between the pieces is essential to obtain a good final result. We recommend at least the use of a 3mm joint for regular materials, a 2mm joint for rectified materials and a 3 to 5mm joint for rustic products, in order to reduce the risk of support deformations and avoid any expansion or contraction problems caused by temperature variations. Joints should have good elasticity characteristics.

Joints also help to prevent problems resulting from slight differences in size between pieces. In addition to providing good alignment for the pieces, joints also allow tiles to be changed, if necessary.


We recommend testing the grout on spare pieces in order to observe the reaction of the product on the material.

CUTTING

Facing tiles can be cut manually with manual cutters. In the case of porcelain, the use of an electric disc cutter is recommended.

DRILLING

We recommend the use of diamond twist drills with a diameter adaptable to the desired hole.



SICHERHEIT BEI DER MATERIALVORBEREITUNG UND DER VERLEGUNG

Wir empfehlen die Benutzung von angemessenen PSA (persönlichen Schutzausrüstungen), d.h. Sicherheitsschuhe, Schutzhandschuhe, Brillen und Gehörschutz während der Betriebsabläufe des Materialzuschnitts. Bezüglich des Hebens und des manuellen Transports von Lasten müssen die guten Praktiken eingehalten werden.

DAS PRODUKT

Before applying the product, confirm the reference, quality, size and tone. Complaints concerning products which have already been applied are not accepted. Only complaints for 1st choice products are accepted. It is advisable to apply tiles from different boxes alternately.

For levels of toning V3 and V4, and due to differences between tiles, it is advisable to lay out the tiles, before gluing, in order to view pattern.

FARBTONABWEICHUNGSKLASSEN

 V1 - EINHEITLICH – Produkt ohne Farbtonabweichung. Die Unterschiede zwischen den Stücken sind minimal.

 V2 – GERING – Die Unterschiede zwischen den Stücken sind sichtbar, doch weisen die Stücke ähnliche Farbschattierungen auf.

 V3 – HOCH – Die Unterschiede zwischen den Stücken sind groß. Sie können sowohl in Bezug auf die Farbe wie auf das Muster stark variieren.

 V4 – WILLKÜRlich – Die Unterschiede zwischen den Stücken sind sehr groß. Die Stücke können untereinander vollständig verschiedene Farben aufweisen.

DER VORSCHNITT

 Die Vorschchnittprodukte dienen der Simulation der Mosaikstückchen, jedoch auf eine vereinfachte Form. Dabei wird die Verlegung mit einer Stoßfuge von 1 mm empfohlen.

DAS AUFKLEBEN

Bei der Anwendung der Produkte von DOMINÓ sollten Sie Mörtelkleber oder spezifische Kleber verwenden. Der Kleber sollte je nach dem Typ des Produkts (Belag oder Porcellanato) und dem Ort der Anwendung (drinnen oder draußen, Boden oder Belag) ausgewählt werden, wobei Sie die Anleitung des Herstellers beachten sollten. Für ein gutes Endresultat ist es unentbehrlich, dass der Kleber einheitlich und eben aufgetragen wird. Um zu überprüfen, ob der Kleber sachgemäß aufgetragen wurde, kann ein Klangtest gemacht werden, wobei Sie leicht auf ein Bauteil klopfen. ertönt ein hohler Klang, ist dies ein Zeichen dafür, dass die Bodenlegung nicht eben ist.

Bei größeren Formaten, die 45 x 45 oder größer sind, empfehlen wir Ihnen, den Kleber sowohl auf dem Boden wie auf dem Mosaik aufzutragen, um die Haftfähigkeit des Materials zu erhöhen.

Bei der Anwendung im Außenbereich sollte besonders vorsichtig vorgegangen werden, sodass keine Hohlräume unter dem Mosaik verbleiben.

Sie sollten abwechselnd Bauteile aus verschiedenen Kartons verwenden, vor allem bei Böden mit verschiedenen Farbnancen. Dadurch werden die Farbnancen des Materials betont.

NIVELLIERUNG

Damit eine perfekte Ausführung gewährleistet werden kann, d.h. ohne Unebenheiten zwischen den Fliesen, empfiehlt das Unternehmen Dominó die Verwendung von Fugenkreuzen bei allen Böden ab der Größenordnung 60 x 60 cm und mit ausbesserten Bodenbelägen.

DIE FUGEN

Das Bestehen von Fugen zwischen den einzelnen Bauteilen ist erforderlich, um ein gutes Endprodukt zu erreichen. Empfohlen sind Fugen von 3 mm bei normalem Material, 2 mm bei ausgebessertem Material und 3-5 mm bei größeren Produkten. Auf diese Art und Weise lassen sich Verformungen bei der Trägerschicht und Dehnungen bzw. Kontraktionen infolge von Temperaturschwankungen vermeiden. Die Fugen sollten ein gutes elastisches Verhalten aufweisen. Die Fugen ermöglichen es außerdem, Probleme infolge der geringfügigen Größenunterschiede der Bauteile zu vermeiden. Abgesehen davon, dass die Fugen eine gerade Auslegung der Bauteile ermöglichen, erleichtern sie auch, falls nötig, die Ersetzung von Bauteilen. Es empfiehlt sich, einen Test mit dem Fugenmörtel auf den Ersatzteilen durchzuführen, um das Resultat der Auftragung des Fugenmörtels auf dem Material zu überprüfen.

DER SCHNITT

Die Bodenbelagprodukte können mit einem Brennschneider geschnitten werden. Bei Porcellanato empfehlen wir, dass Sie einen elektrischen Fliesenschneider mit Schneidrad benutzen.

BOHRUNGEN

Für die Bohrung sind Diamant-Fliesenbohrer zu verwenden, wobei der Durchmesser auf die gewünschte Bohrung einstellbar sein muss.



Produto com 40% desconto adicional, limitado ao stock existente.


Producto con un 40% de descuento adicional, oferta limitada al stock existente.

Remise supplémentaire de 40% sur ce produit dans la limite des stocks disponibles.

Product with 40% additional discount, limited to existing stock.

Produkt mit 40% zusätzlichem Rabatt, begrenzt auf vorhandene Lagerbestände.

Embalagem / Envases / Emballage / Packaging / Verpackugen



SÉRIE – Nome da Série
REF. – Referência do produto (código comercial)
ESCOLHA – Tipo de escolha
CAL. – Calibre do produto (não aplicável em produto rectificado e em Revestimento)
TON. – Tonalidade do produto
ESPESSURA – Espessura do produto (quando aplicável)
CONTROLLO – Código interno de controlo

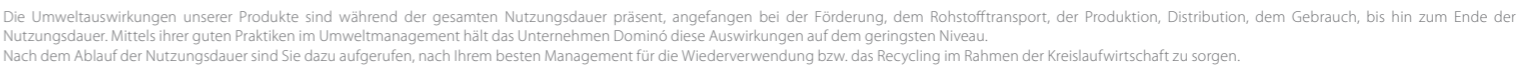
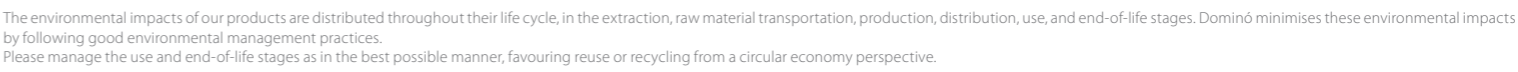
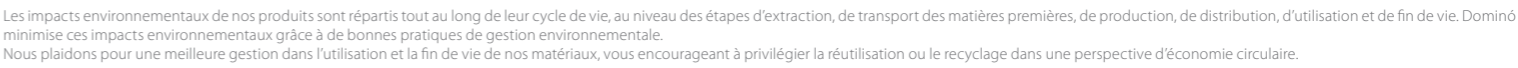
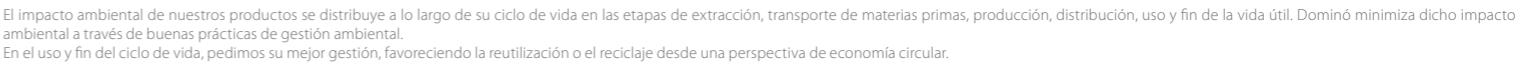
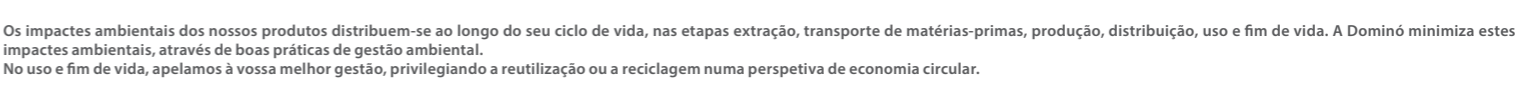
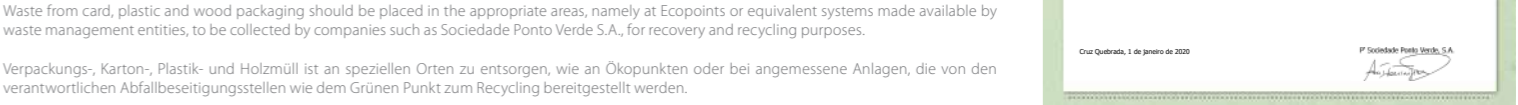
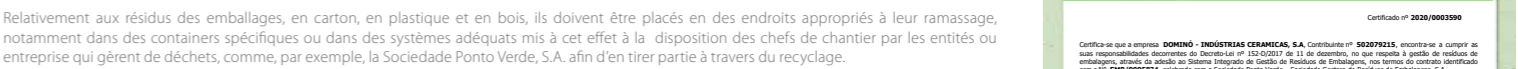
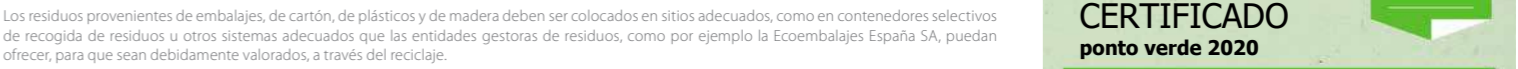
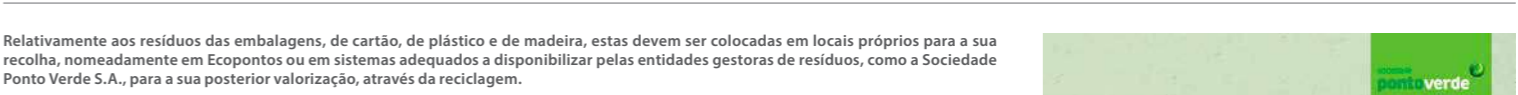
SÉRIE – Nombre de serie
REF. – Referencia de producto (código mercantil)
ESCOLHA – Género de elección
CAL. – Dimensión del producto (no disponible en productos rectificadoss y en revestimientos)
TON. – Tono del producto
ESPESSURA – Grosor del producto
CONTROLLO – Código interno de control

SÉRIE – Nom de série
REF. – Référence du produit (code de commerce)
Choix – Type de choix.
CAL. – Calibre du produit (non applicable en produit rectifié et en Revêtement)
TON. – Tonalité du produit
ÉPAISSEUR – Épaisseur du produit (quand applicable)
CONTROLLO – Code interne de contrôle


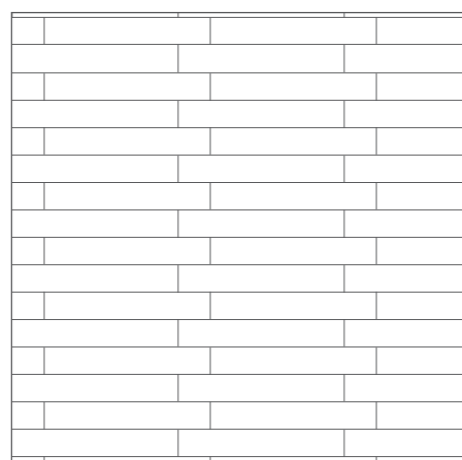

SÉRIE –Series Name
REF. – Product reference (commercial code)
CHOICE – Type of choice
CAL. – Product size (not applicable for rectified and facing tiles)
TON. –Product tone
THICKNESS – Product thickness (when applicable)
CONTROL – Internal control code

SÉRIE – Serienname
REF. – Referenz des Produktes (kommerzieller Code)
ESCOLHA – Wahlart
CAL. – Größe des Produkts (nicht anwendbar bei geschliffenen Produkten und Belägen)
TON. – Farbnuance des Produkts
ESPESSURA – Dicke des Produkts (wenn anwendbar)
CONTROLLO – Interner Kontrollcode


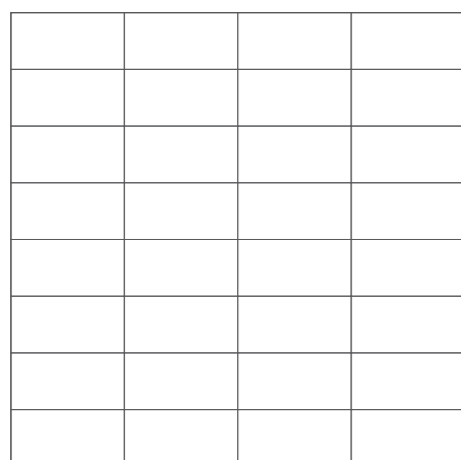
Resíduos De Embalagem / Residuos de Envases / Déchets d’Emballage / Packaging Waste / Verpackungsmüll



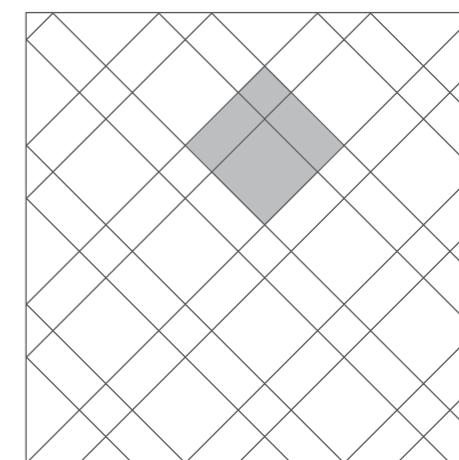
19x118,2 / 14,5x88,2 / 25x90 / 20x90



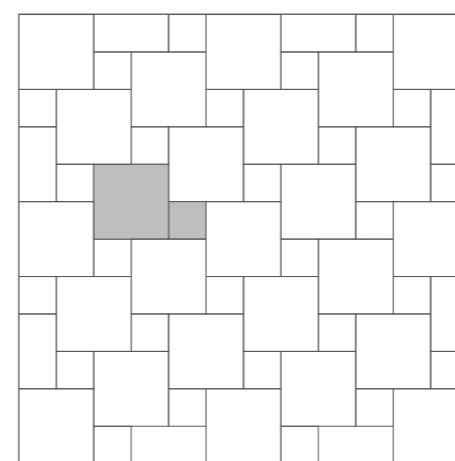
30x60



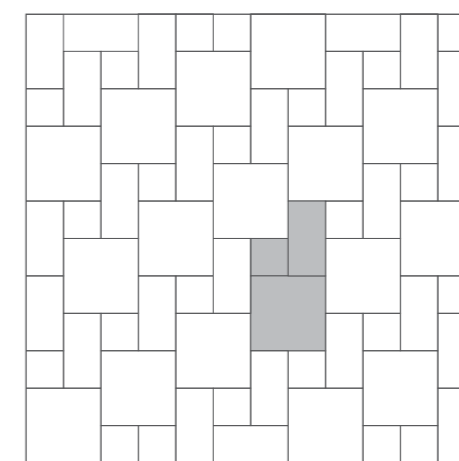
16,5x16,5 4%
16,5x33 32%
33x33 64%



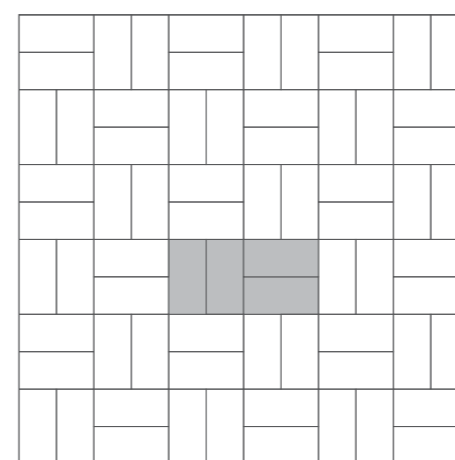
16,5x16,5 11,11%
16,5x33 44,44%
33x33 44,45%




16,5x16,5 20%
33x33 80%



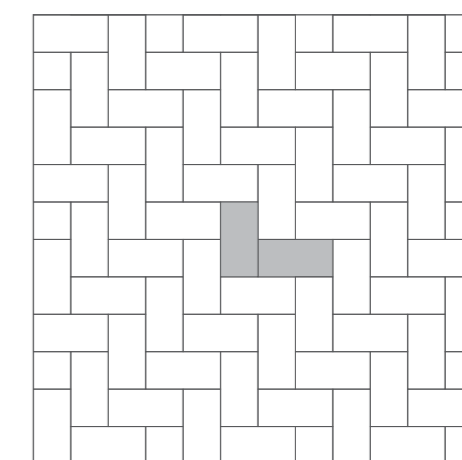
16,5x16,5 14,29%
16,5x33 28,57%
33x33 57,14%



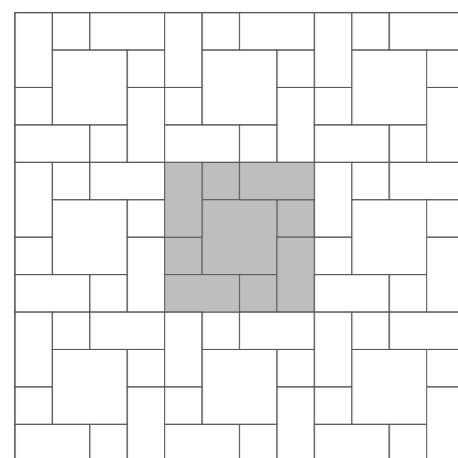
16,5x33 100%



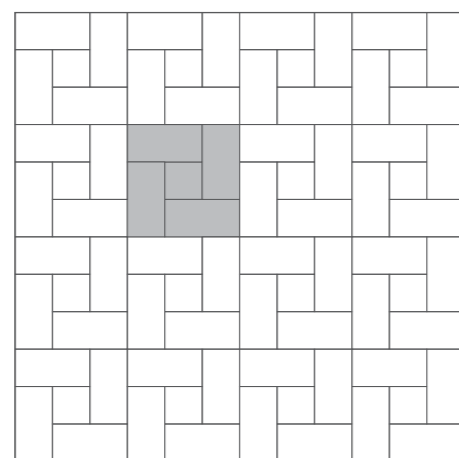
16,5x33 100%



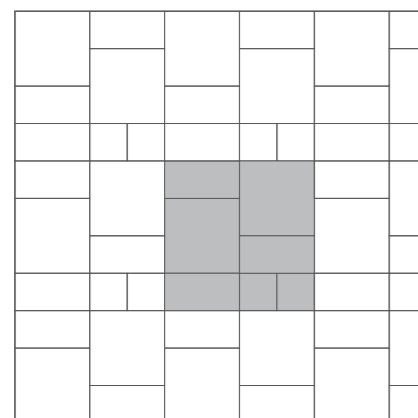
16,5x33 100%



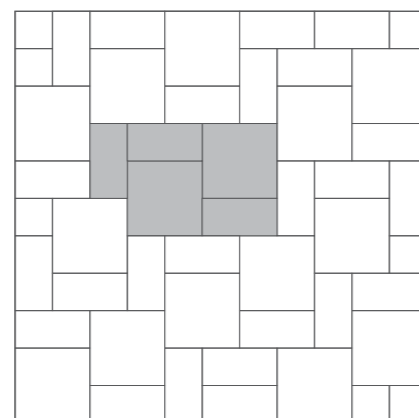
16,5x16,5 25%
16,5x33 50%
33x33 25%



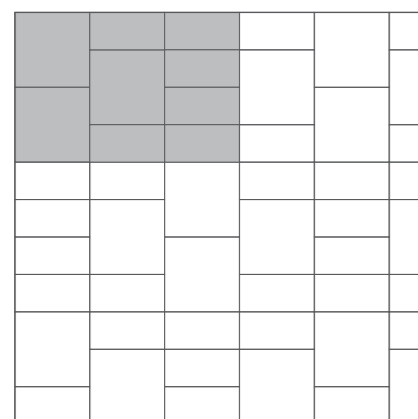
16,5x16,5 11,12%
16,5x33 88,88%



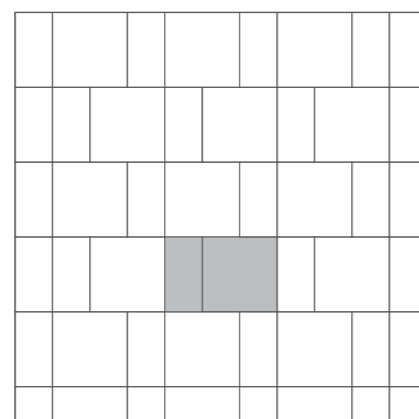
16,5x16,5 12,5%
16,5x33 37,5%
33x33 50%



16,5x33 42,9%
33x33 57,1%



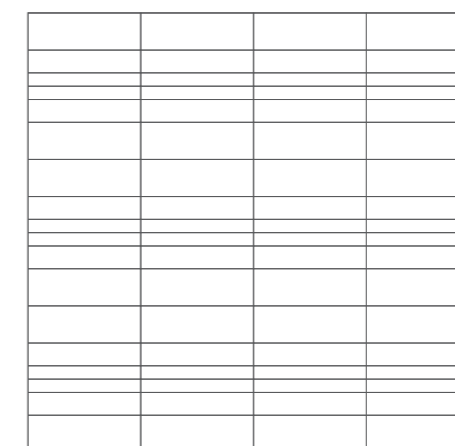

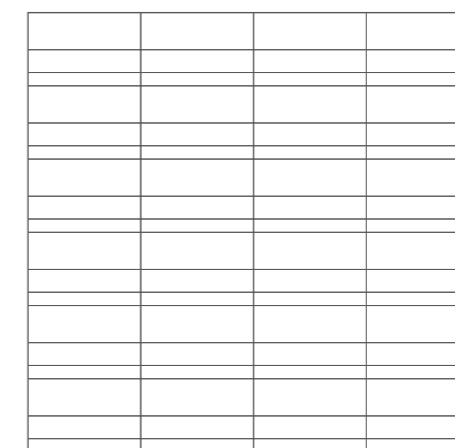

16,5x33 50%
33x33 50%



16,5x33 33,3%
33x33 66,7%


(20/12,4/7,4)x60

Junta recomendada - 2mm / Recommended joint - 2 mm



12 PEÇAS
3 FORMATOS
1 CAIXA

12 PIECES - 3 SIZES - 1 BOX



absolute	127	minimal	259
alba	295	miramar	286
alvito	288	mood	175
anya	253	mosaic	247, 251, 278
bizantine	095	multicolor slate	109
broadway	163	mundi	195
cádiz	290	natura	135
castilha	286	newstreet	027
chiado	122	nordic	065
concept	241	old village	079
crystal	139	organic	291
cube	135	on-road	023
diamond	245	one	147
docks	037	out	287
emotions	263	paint	15, 115, 193
everstone	045	pedras salgadas	287
evolution	227	pisanino	292
feel good	071	prodeck	083
fragas	109	pura	181
garland	101	salerno	276
geo	169	san marco	118
habitat	209	santa fé	120
halma	223	sicília	259
hard rock	294	so	284
ilustre	271	sweet	249
innova	217	terra	289
jamaica	285	titan	097
jerez	287	tokyo	187
kasbah	007	traffic	282
lausanne	017	unika	089
legend	237	uptown	155
linea (pav.)	261, 269, 291	urban	051
linea (rev.)	267	vidago	287
lodge	059	villeneuve	283
maiorca	293	viva	259
matérica	203	vogue	233

	PRESTIGE Porcelanato Vidrado Pasta Corada Glazed Porcelain Full Color Body
	HARDLINE Grés Porcelanato Vidrado Glazed Porcelain Tiles
	Revestimento Pasta Branca White Body Wall Tiles
	Pavimento Grés Vidrado Pasta Branca Glazed White Body Floor Tiles
	Decor em Rede Decor on Mesh
	Rectificado Rectified
	Brilho Glossy
	Espessura Thickness
	Pré-Corte Pre-Cut
	Resistência à Abrasão Abrasion Resistance
	Resistência ao Escorregamento Anti-Slip Resistance
	Destonificação Shading Variations
	Baixo Risco de Escorregamento Low Slip Potential
	Preço €/m² Price €/sqm
	Stock Off



A DOMINÓ reserva o direito de anular ou modificar o desenho de qualquer um dos modelos que se apresentam neste catálogo. Este catálogo substitui e anula as edições anteriores (data na contra-capas).

DOMINÓ reserves the right to cancel or change the design in any or all of the models here enclosed. This catalogue substitutes and cancels all previous catalogues (date on back cover).



União Europeia
Programa Operacional Regional
de Desenvolvimento Regional

